



MATTHEW G. BEVIN
GOVERNOR

501 HIGH STREET, 3RD FLOOR
FRANKFORT, KENTUCKY 40601
PHONE (502) 564-7430
FAX (502) 564-7603
[HTTPS://PERSONNEL.KY.GOV](https://personnel.ky.gov)

THOMAS B. STEPHENS
SECRETARY

August 31, 2019

Interim Joint Committee on Appropriations and Revenue
Capitol Annex
702 Capital Avenue
Frankfort, Kentucky 40601

Re: Second Quarter KEHP Trust Fund Status Report period ending June 30, 2019

Dear Members of the Interim Joint Committee on Appropriations and Revenue:

Kentucky Revised Statute (KRS) 18A.2254 directs the Public Employee Health Insurance Program to submit quarterly reports on the status of the Kentucky Employees' Health Plan (KEHP) Trust Fund to the Governor, Interim Joint Committee on Appropriations and Revenue, Kentucky Group Health Insurance Board, and the Advisory Committee of State Health Insurance Subscribers.

The attached report includes, as of June 30, 2019:


1. The current balance of the trust fund;
2. A detailed description of all income to the trust fund;
3. A detailed description of all receipts due to the trust fund;
4. The total amount of payments made for claims from the trust fund;
5. A detailed description of all payments made to program administrators;
6. Current enrollment data;
7. Other information provided by the Secretary;
8. Other information requested by the Interim Joint Committee on Appropriations and Revenue; and
9. Additional reports provided for second and fourth quarter reports:
 - a. A projection of medical claims incurred but not yet reported that are considered liabilities to the trust fund;
 - b. A statement of any other trust fund liabilities;

Kentucky Employees' Health Plan – Status Report
2nd Quarter, 2019
Page 2

- c. A detailed calculation of premium rates, including base claims, trend assumptions, administrative fees, and any benefit and plan changes;
- d. A detailed description of the current in-state and out-of-state networks provided under the plan; and
- e. Specific data regarding the TPA's performance, including:
 - i. Results or outcomes of disease management and wellness programs;
 - ii. Results of case management audits, educational, and communication efforts; and
 - iii. Comparison of actual measurable results to contract performance guarantees.

If you have any questions or need additional information, please feel free to contact my office at 564-0358.

Sincerely,



Thomas B. Stephens
Secretary

Kentucky Employees' Health Plan – Status Report
2nd Quarter, 2019
Page 3

1. Current Trust Fund Balance:

As of June 30, 2019, the balance of the self-insurance trust fund was \$475,150,724.38, which includes accounting for the 2006–2019 plan years, including reserves for Healthcare Reimbursement Arrangements (HRAs). Along with the detailed transactions, summary reports for each plan year, as well as a combined summary, have been provided.

2-5. Detailed Description of Trust Fund Transactions:

Detailed transactions of the trust fund are contained in **Attachment A**. Monthly detailed transaction reports have been provided to the Legislative Research Commission. A month-by-month summary of the trust fund accounting by premiums, interest income, drug rebates, claims, and ASO fees is included as **Attachment B**.

6. Current Enrollment Data:

Charts detailing the number of employees and the number of covered lives under the plan are included as **Attachment C**. The totals shown reflect the same information as provided in the previous report, updated to include the most recent quarter's data.

7. Additional Information Provided by the Secretary of the Personnel Cabinet:

No additional information has been requested for inclusion in this report.

8. Additional Information as Requested by the Committee:

No additional information has been requested by the Committee for inclusion in this report.

9. Additional reports provided for second and fourth quarter reports:

a. A projection of medical claims incurred but not reported that are considered liabilities to the trust fund:

KEHP's actuarial consultant, Aon, has compiled a statement of medical claims incurred but not yet reported (IBNR). This report is included as **Attachment D**.

b. A statement of any other trust fund liabilities:

A statement of other trust fund liabilities for the fiscal year ending June 30, 2019 will be filed with the annual financial statement for the Kentucky Employees' Health Plan.

c. A detailed calculation of premium rates including base claims, trend assumptions, administrative fees, and any benefit and plan changes:

As required by KRS 18A.2254(1)(a), premium rates for the 2019 Plan Year were set forth in the [2019 KEHP Benefits Selection Guide](#), which was filed as a part of and appended to 101 KAR 2:210 on September 15, 2018.

d. A detailed description of the current in-state and out-of-state networks provided under the plan:

Due to the addition of new providers and termination of established providers, provider networks change on a continuous basis and printed directories are often obsolete. As a result, KEHP's Medical Third Party Administrator (TPA) Anthem

Kentucky Employees' Health Plan – Status Report
2nd Quarter, 2019
Attachment A – Transaction Report
Page A-1

APRIL 2019 COMBINED TRANSACTION REPORT

Date	Description	Amount	LRC Code	LRC Description	Plan Year
<u>April-19</u>	<u>Beginning Balance</u>	<u>\$608,692,220.19</u>			
04/23/19	RECLASS INTEREST DISTRIBUTION JAN 2019 TO 2019 PY	(493,113.46)	110	Interest Income	2016
04/23/19	RECLASS INTEREST DISTRIBUTION FEB 2019 TO 2019 PY	(451,511.62)	110	Interest Income	2016
04/23/19	RECLASS INTEREST DISTRIBUTION MAR 2019 TO 2019 PY	(426,947.56)	110	Interest Income	2016
04/05/19	4TH QUARTER 2018 CVS/CAREMARK REBATES	17,776.88	121	Drug Rebates - CVS	2016
04/23/19	MEDICARE SECONDARY PAYER REFUND	3,120.07	210	Medical Claims - Anthem	2016
04/25/19	MEDICARE SECONDARY PAYER (MSP) REIMBURSEMENT	(3,120.07)	210	Medical Claims - Anthem	2016
04/01/19	MEDICAL CLAIMS- ANTHEM	46,312.53	210	Medical Claims - Anthem	2016
04/08/19	MEDICAL CLAIMS- ANTHEM	78,685.46	210	Medical Claims - Anthem	2016
04/15/19	MEDICAL CLAIMS- ANTHEM	(6,359.84)	210	Medical Claims - Anthem	2016
04/22/19	MEDICAL CLAIMS- ANTHEM	3,631.42	210	Medical Claims - Anthem	2016
04/29/19	MEDICAL CLAIMS- ANTHEM	700.68	210	Medical Claims - Anthem	2016
04/09/19	CAREMARK CLAIMS	(15.18)	310	Pharmacy Claims - CVS	2016
04/16/19	CAREMARK CLAIMS	(254.94)	310	Pharmacy Claims - CVS	2016
04/12/19	CVS CAREMARK 3/8/19 - 3/15/19	(9.80)	311	CVS Admin	2016
04/22/19	CVS CAREMARK 4/1/19 - 4/7/19	(7.50)	311	CVS Admin	2016
04/22/19	CVS CAREMARK 4/8/19 - 4/15/19	(36.00)	311	CVS Admin	2016
04/23/19	CVS CAREMARK 3/24/19 - 3/31/19	(3.00)	311	CVS Admin	2016
04/23/19	RECLASS INTEREST DISTRIBUTION JAN 2019 TO 2019 PY	(455,366.04)	110	Interest Income	2017
04/23/19	RECLASS INTEREST DISTRIBUTION FEB 2019 TO 2019 PY	(414,768.00)	110	Interest Income	2017
04/23/19	RECLASS INTEREST DISTRIBUTION MAR 2019 TO 2019 PY	(392,966.58)	110	Interest Income	2017
04/05/19	4TH QUARTER 2018 CVS/CAREMARK REBATES	44,751.07	121	Drug Rebates - CVS	2017
04/01/19	MEDICAL CLAIMS- ANTHEM	626,164.04	210	Medical Claims - Anthem	2017
04/08/19	MEDICAL CLAIMS- ANTHEM	110,326.41	210	Medical Claims - Anthem	2017
04/15/19	MEDICAL CLAIMS- ANTHEM	89,569.71	210	Medical Claims - Anthem	2017
04/22/19	MEDICAL CLAIMS- ANTHEM	781.97	210	Medical Claims - Anthem	2017
04/29/19	MEDICAL CLAIMS- ANTHEM	67,501.75	210	Medical Claims - Anthem	2017
04/02/19	CAREMARK CLAIMS	(12.89)	310	Pharmacy Claims - CVS	2017
04/09/19	CAREMARK CLAIMS	(1,050.13)	310	Pharmacy Claims - CVS	2017
04/16/19	CAREMARK CLAIMS	(183.35)	310	Pharmacy Claims - CVS	2017
04/12/19	CVS CAREMARK 3/8/19 - 3/15/19	(575.65)	311	CVS Admin	2017
04/12/19	CVS CAREMARK 3/16/19 - 3/23/19	(7.50)	311	CVS Admin	2017
04/22/19	CVS CAREMARK 4/1/19 - 4/7/19	(27.00)	311	CVS Admin	2017
04/22/19	CVS CAREMARK 4/8/19 - 4/15/19	(63.00)	311	CVS Admin	2017
04/23/19	CVS CAREMARK 3/24/19 - 3/31/19	(7.50)	311	CVS Admin	2017
04/02/19	VOIDED CHECK	80.32	101	Premiums	2018

Kentucky Employees' Health Plan – Status Report
2nd Quarter, 2019
Attachment A – Transaction Report
Page A-3

Date	Description	Amount	LRC Code	LRC Description	Plan Year
04/02/19	HRA CLAIM PAYMENTS (HRA WAIVER D/V)- WW	(810.99)	214	HRA Waiver Claims - Wage Works	2018
04/03/19	HRA CLAIM PAYMENTS (HRA WAIVER)- WW	(22,420.46)	214	HRA Waiver Claims - Wage Works	2018
04/04/19	HRA CLAIM PAYMENTS (HRA WAIVER D/V)- WW	(963.50)	214	HRA Waiver Claims - Wage Works	2018
04/04/19	HRA CLAIM PAYMENTS (HRA WAIVER)- WW	(32,672.97)	214	HRA Waiver Claims - Wage Works	2018
04/05/19	HRA CLAIM PAYMENTS (HRA WAIVER)- WW	(46,277.35)	214	HRA Waiver Claims - Wage Works	2018
04/05/19	HRA CLAIM PAYMENTS (HRA WAIVER D/V)- WW	(936.92)	214	HRA Waiver Claims - Wage Works	2018
04/08/19	HRA CLAIM PAYMENTS (HRA WAIVER)- WW	(28,916.00)	214	HRA Waiver Claims - Wage Works	2018
04/09/19	HRA CLAIM PAYMENTS (HRA WAIVER D/V)- WW	(54.98)	214	HRA Waiver Claims - Wage Works	2018
04/09/19	HRA CLAIM PAYMENTS (HRA WAIVER)- WW	(2,518.89)	214	HRA Waiver Claims - Wage Works	2018
04/10/19	HRA CLAIM PAYMENTS (HRA WAIVER)- WW	(2,978.81)	214	HRA Waiver Claims - Wage Works	2018
04/11/19	HRA CLAIM PAYMENTS (HRA WAIVER)- WW	(40.00)	214	HRA Waiver Claims - Wage Works	2018
04/12/19	HRA CLAIM PAYMENTS (HRA WAIVER)- WW	(658.65)	214	HRA Waiver Claims - Wage Works	2018
04/12/19	HRA CLAIM PAYMENTS (HRA WAIVER D/V)- WW	(147.18)	214	HRA Waiver Claims - Wage Works	2018
04/15/19	HRA CLAIM PAYMENTS (HRA WAIVER)- WW	(178.66)	214	HRA Waiver Claims - Wage Works	2018
04/15/19	HRA CLAIM PAYMENTS (HRA WAIVER D/V)- WW	(817.54)	214	HRA Waiver Claims - Wage Works	2018
04/16/19	HRA CLAIM PAYMENTS (HRA WAIVER)- WW	(2,136.44)	214	HRA Waiver Claims - Wage Works	2018
04/18/19	HRA CLAIM PAYMENTS (HRA WAIVER)- WW	(299.04)	214	HRA Waiver Claims - Wage Works	2018
04/18/19	HRA CLAIM PAYMENTS (HRA WAIVER)- WW	(617.03)	214	HRA Waiver Claims - Wage Works	2018
04/19/19	HRA CLAIM PAYMENTS (HRA WAIVER)- WW	(187.71)	214	HRA Waiver Claims - Wage Works	2018
04/22/19	HRA CLAIM PAYMENTS (HRA WAIVER)- WW	(600.00)	214	HRA Waiver Claims - Wage Works	2018
04/23/19	HRA CLAIM PAYMENTS (HRA WAIVER)- WW	(2.73)	214	HRA Waiver Claims - Wage Works	2018
04/23/19	HRA CLAIM PAYMENTS (HRA WAIVER D/V)- WW	(25.00)	214	HRA Waiver Claims - Wage Works	2018
04/22/19	ANTHEM OUT OF STATE FEES NY 02/2019	(75.88)	215	Anthem Admin	2018
04/02/19	CAREMARK CLAIMS	2,303.96	310	Pharmacy Claims - CVS	2018
04/09/19	CAREMARK CLAIMS	2,390.71	310	Pharmacy Claims - CVS	2018
04/16/19	CAREMARK CLAIMS	8,726.37	310	Pharmacy Claims - CVS	2018
04/24/19	CAREMARK CLAIMS	(1,092.46)	310	Pharmacy Claims - CVS	2018
04/12/19	CVS CAREMARK 3/8/19 - 3/15/19	(115,913.15)	311	CVS Admin	2018
04/12/19	CVS CAREMARK 3/16/19 - 3/23/19	(101.25)	311	CVS Admin	2018
04/22/19	CVS CAREMARK 4/1/19 - 4/7/19	(42.10)	311	CVS Admin	2018
04/22/19	CVS CAREMARK 4/8/19 - 4/15/19	(46.10)	311	CVS Admin	2018
04/23/19	CVS CAREMARK 3/24/19 - 3/31/19	(46.05)	311	CVS Admin	2018
04/23/19	SHI/THOMAS REUTERS REPORTING AND PRINTING TAX INFO 2018	(81,791.23)	501	Operating Transfer/Exp & Adj	2018
04/10/19	UPPS PAYROLL	12,778,953.44	101	Premiums	2019
04/25/19	UPPS PAYROLL	12,860,280.52	101	Premiums	2019
04/01/19	UPPS PAYROLL	390.15	101	Premiums	2019
04/04/19	UPPS PAYROLL	2,651.40	101	Premiums	2019
04/12/19	UPPS PAYROLL	1,202.50	101	Premiums	2019

Kentucky Employees' Health Plan – Status Report
2nd Quarter, 2019
Attachment A – Transaction Report
Page A-5

Date	Description	Amount	LRC Code	LRC Description	Plan Year
04/25/19	EPAY-HEALTH PREMIUMS 2019	770,645.63	101	Premiums	2019
04/25/19	COBRA PREMIUMS MAR 2019 - WW	148,102.60	101	Premiums	2019
04/26/19	EPAY-HEALTH PREMIUMS 2019	703,547.80	101	Premiums	2019
04/29/19	EPAY-HEALTH PREMIUMS 2019	776,360.19	101	Premiums	2019
04/29/19	EPAY-HEALTH PREMIUMS 2019	1,346,974.74	101	Premiums	2019
04/30/19	EPAY-HEALTH PREMIUMS 2019	1,591.22	101	Premiums	2019
04/04/19	HLTH INS REFUND	(126.66)	101	Premiums	2019
04/22/19	HLTH INS REFUND	(29.34)	101	Premiums	2019
04/04/19	HLTH INS REFUND	(24.71)	101	Premiums	2019
04/22/19	HLTH INS REFUND	(27.82)	101	Premiums	2019
04/22/19	HLTH INS REFUND	(77.24)	101	Premiums	2019
04/04/19	HLTH INS REFUND	(41.19)	101	Premiums	2019
04/22/19	HLTH INS REFUND	(179.06)	101	Premiums	2019
04/04/19	HLTH INS REFUND	(179.06)	101	Premiums	2019
04/22/19	HLTH INS REFUND	(47.16)	101	Premiums	2019
04/22/19	HLTH INS REFUND	(47.16)	101	Premiums	2019
04/04/19	HLTH INS REFUND	(123.55)	101	Premiums	2019
04/04/19	HLTH INS REFUND	(140.43)	101	Premiums	2019
04/01/19	KDE PREMIUMS MAR 2019	59,921,890.43	101	Premiums	2019
04/08/19	KRS 4/19 HEALTH PREMIUMS	23,073,389.81	101	Premiums	2019
04/23/19	KTRS 4/19 PREMIUMS	9,018,389.58	101	Premiums	2019
04/30/19	CORRECT DEPOSIT FUND ALLOCATIONS	(150.00)	101	Premiums	2019
04/10/19	UPPS PAYROLL	316,575.00	102	HRA Waiver Contribution	2019
04/25/19	UPPS PAYROLL	320,337.50	102	HRA Waiver Contribution	2019
04/04/19	UPPS PAYROLL	(175.00)	102	HRA Waiver Contribution	2019
04/29/19	UPPS PAYROLL	87.50	102	HRA Waiver Contribution	2019
03/29/19	EPAY- HRA D&V 2019	175.00	102	HRA Waiver Contribution	2019
03/29/19	EPAY-HRA WAIVER PREMIUMS 2019	700.00	102	HRA Waiver Contribution	2019
04/01/19	EPAY-HRA WAIVER PREMIUMS 2019	3,587.50	102	HRA Waiver Contribution	2019
04/01/19	EPAY- HRA D&V 2019	525.00	102	HRA Waiver Contribution	2019
04/01/19	EPAY- HRA D&V 2019	875.00	102	HRA Waiver Contribution	2019
04/01/19	EPAY-HRA WAIVER PREMIUMS 2019	2,275.00	102	HRA Waiver Contribution	2019
04/04/19	EPAY- HRA D&V 2019	350.00	102	HRA Waiver Contribution	2019
04/04/19	EPAY-HRA WAIVER PREMIUMS 2019	1,225.00	102	HRA Waiver Contribution	2019
04/05/19	EPAY-HRA WAIVER PREMIUMS 2019	350.00	102	HRA Waiver Contribution	2019
04/05/19	EPAY- HRA D&V 2019	350.00	102	HRA Waiver Contribution	2019
04/08/19	EPAY- HRA D&V 2019	525.00	102	HRA Waiver Contribution	2019
04/08/19	EPAY-HRA WAIVER PREMIUMS 2019	962.50	102	HRA Waiver Contribution	2019

Kentucky Employees' Health Plan – Status Report
2nd Quarter, 2019
Attachment A – Transaction Report
Page A-7

Date	Description	Amount	LRC Code	LRC Description	Plan Year
04/09/19	HRA CLAIM PAYMENTS (HRA EMBEDDED) - WW	(85,989.83)	213	HRA Embedded Claims - Wage Works	2019
04/10/19	HRA CLAIM PAYMENTS (HRA EMBEDDED) - WW	(241,032.13)	213	HRA Embedded Claims - Wage Works	2019
04/11/19	HRA CLAIM PAYMENTS (HRA EMBEDDED) - WW	(273,514.68)	213	HRA Embedded Claims - Wage Works	2019
04/12/19	HRA CLAIM PAYMENTS (HRA EMBEDDED) - WW	(220,421.45)	213	HRA Embedded Claims - Wage Works	2019
04/15/19	HRA CLAIM PAYMENTS (HRA EMBEDDED) - WW	(522,954.37)	213	HRA Embedded Claims - Wage Works	2019
04/16/19	HRA CLAIM PAYMENTS (HRA EMBEDDED) - WW	(86,377.80)	213	HRA Embedded Claims - Wage Works	2019
04/17/19	HRA CLAIM PAYMENTS (HRA EMBEDDED) - WW	(249,738.61)	213	HRA Embedded Claims - Wage Works	2019
04/18/19	HRA CLAIM PAYMENTS (HRA EMBEDDED) - WW	(248,216.93)	213	HRA Embedded Claims - Wage Works	2019
04/19/19	HRA CLAIM PAYMENTS (HRA EMBEDDED) - WW	(232,837.37)	213	HRA Embedded Claims - Wage Works	2019
04/22/19	HRA CLAIM PAYMENTS (HRA EMBEDDED) - WW	(512,009.35)	213	HRA Embedded Claims - Wage Works	2019
04/23/19	HRA CLAIM PAYMENTS (HRA EMBEDDED) - WW	(69,086.90)	213	HRA Embedded Claims - Wage Works	2019
04/24/19	HRA CLAIM PAYMENTS (HRA EMBEDDED) - WW	(217,227.31)	213	HRA Embedded Claims - Wage Works	2019
04/25/19	HRA CLAIM PAYMENTS (HRA EMBEDDED) - WW	(246,123.87)	213	HRA Embedded Claims - Wage Works	2019
04/26/19	HRA CLAIM PAYMENTS (HRA EMBEDDED) - WW	(219,429.33)	213	HRA Embedded Claims - Wage Works	2019
04/29/19	HRA CLAIM PAYMENTS (HRA EMBEDDED) - WW	(466,984.23)	213	HRA Embedded Claims - Wage Works	2019
03/29/19	HRA CLAIM PAYMENTS (HRA WAIVER)- WW	(111,776.30)	214	HRA Waiver Claims - Wage Works	2019
03/29/19	HRA CLAIM PAYMENTS (HRA WAIVER D/V)- WW	(20,532.93)	214	HRA Waiver Claims - Wage Works	2019
04/01/19	HRA CLAIM PAYMENTS (HRA WAIVER D/V)- WW	(38,100.62)	214	HRA Waiver Claims - Wage Works	2019
04/01/19	HRA CLAIM PAYMENTS (HRA WAIVER)- WW	(222,681.64)	214	HRA Waiver Claims - Wage Works	2019
04/02/19	HRA CLAIM PAYMENTS (HRA WAIVER D/V)- WW	(5,927.69)	214	HRA Waiver Claims - Wage Works	2019
04/02/19	HRA CLAIM PAYMENTS (HRA WAIVER)- WW	(39,145.74)	214	HRA Waiver Claims - Wage Works	2019
04/03/19	HRA CLAIM PAYMENTS (HRA WAIVER)- WW	(111,490.80)	214	HRA Waiver Claims - Wage Works	2019
04/04/19	HRA CLAIM PAYMENTS (HRA WAIVER D/V)- WW	(25,217.24)	214	HRA Waiver Claims - Wage Works	2019
04/04/19	HRA CLAIM PAYMENTS (HRA WAIVER)- WW	(125,678.97)	214	HRA Waiver Claims - Wage Works	2019
04/04/19	HRA CLAIM PAYMENTS (HRA WAIVER D/V)- WW	(27,510.46)	214	HRA Waiver Claims - Wage Works	2019
04/05/19	HRA CLAIM PAYMENTS (HRA WAIVER D/V)- WW	(26,956.98)	214	HRA Waiver Claims - Wage Works	2019
04/05/19	HRA CLAIM PAYMENTS (HRA WAIVER)- WW	(103,606.77)	214	HRA Waiver Claims - Wage Works	2019
04/08/19	HRA CLAIM PAYMENTS (HRA WAIVER D/V)- WW	(50,147.05)	214	HRA Waiver Claims - Wage Works	2019
04/08/19	HRA CLAIM PAYMENTS (HRA WAIVER)- WW	(226,470.31)	214	HRA Waiver Claims - Wage Works	2019
04/09/19	HRA CLAIM PAYMENTS (HRA WAIVER D/V)- WW	(4,654.64)	214	HRA Waiver Claims - Wage Works	2019
04/09/19	HRA CLAIM PAYMENTS (HRA WAIVER)- WW	(39,084.39)	214	HRA Waiver Claims - Wage Works	2019
04/10/19	HRA CLAIM PAYMENTS (HRA WAIVER D/V)- WW	(13,722.32)	214	HRA Waiver Claims - Wage Works	2019
04/10/19	HRA CLAIM PAYMENTS (HRA WAIVER)- WW	(88,472.46)	214	HRA Waiver Claims - Wage Works	2019
04/11/19	HRA CLAIM PAYMENTS (HRA WAIVER)- WW	(106,875.70)	214	HRA Waiver Claims - Wage Works	2019
04/11/19	HRA CLAIM PAYMENTS (HRA WAIVER D/V)- WW	(22,878.36)	214	HRA Waiver Claims - Wage Works	2019
04/12/19	HRA CLAIM PAYMENTS (HRA WAIVER D/V)- WW	(26,461.74)	214	HRA Waiver Claims - Wage Works	2019
04/12/19	HRA CLAIM PAYMENTS (HRA WAIVER)- WW	(93,998.66)	214	HRA Waiver Claims - Wage Works	2019
04/15/19	HRA CLAIM PAYMENTS (HRA WAIVER)- WW	(203,318.20)	214	HRA Waiver Claims - Wage Works	2019

Kentucky Employees' Health Plan – Status Report
2nd Quarter, 2019
Attachment A – Transaction Report
Page A-9

Date	Description	Amount	LRC Code	LRC Description	Plan Year
04/22/19	CVS CAREMARK 4/1/19 - 4/7/19	(91,526.00)	311	CVS Admin	2019
04/22/19	CVS CAREMARK 4/8/19 - 4/15/19	(115,685.20)	311	CVS Admin	2019
04/23/19	CVS CAREMARK 02/2019 PHARM COUNSELING	(111,660.36)	311	CVS Admin	2019
04/23/19	CVS CAREMARK 02/2019 DRUG SAVING REVIEW	(93,535.56)	311	CVS Admin	2019
04/23/19	CVS CAREMARK 02/2019 APPEALS	(33,050.00)	311	CVS Admin	2019
04/23/19	CVS CAREMARK 02/2019 ENHANCED SFTY MONITORING	(10,634.32)	311	CVS Admin	2019
04/23/19	CVS CAREMARK 02/2019 PRIOR AUTHORIZATION	(78,780.00)	311	CVS Admin	2019
04/23/19	CVS CAREMARK RX AUDIT ADJUSTMENT 3/24/2019 - 3/31/2019	681.63	311	CVS Admin	2019
04/23/19	CVS CAREMARK 3/24/19 - 3/31/19	(106,341.25)	311	CVS Admin	2019
04/23/19	CVS CAREMARK NURSING SERVICES 03/2019	(13,190.00)	311	CVS Admin	2019
04/25/19	VOIDED CHECK	108,457.50	501	Operating Transfer/Exp & Adj	2019
04/03/19	TAILORED SERVICES INC. CLINIC JANITORIAL SERV 3/2019	(598.00)	501	Operating Transfer/Exp & Adj	2019
04/03/19	ISS FACILITY SERVICES CLINIC JANITORIAL SERVICES L&N BLDG 3/2019	(725.00)	501	Operating Transfer/Exp & Adj	2019
04/03/19	ISS FACILITY SERVICES CLINIC JANITORIAL SERVICES TCOB 2/2019	(725.00)	501	Operating Transfer/Exp & Adj	2019
04/03/19	ISS FACILITY SERVICES CLINIC JANITORIAL SERVICES CHR/HSB 3/2019	(725.00)	501	Operating Transfer/Exp & Adj	2019
04/15/19	ISS FACILITY SERVICES CLINIC JANITORIAL SERVICES ANNEX 3/2019	(725.00)	501	Operating Transfer/Exp & Adj	2019
04/18/19	ALIGHT MAR 2019 - DEP ELIGIBILITY ONGOING AUDIT	(108,457.50)	501	Operating Transfer/Exp & Adj	2019
04/18/19	RETHINK 4/2019	(88,184.00)	501	Operating Transfer/Exp & Adj	2019
	April Activity	\$26,730,958.39			
	Ending Balance	<u>\$635,423,178.58</u>			

Kentucky Employees' Health Plan – Status Report
2nd Quarter, 2019
Attachment A – Transaction Report
Page A-11

MAY 2019 COMBINED TRANSACTION REPORT

Date	Description	Amount	LRC Code	LRC Description	Plan Year
<u>May-19</u>	<u>Beginning Balance</u>	<u>\$635,423,178.58</u>			
05/21/19	HUMANA MED CLAIM RECOVERY 4TH QUARTER 2018	171,020.08	201	Medical Claims - Humana	2016
05/06/19	MEDICAL CLAIMS- ANTHEM	(4,814.95)	210	Medical Claims - Anthem	2016
05/15/19	MEDICAL CLAIMS- ANTHEM	77,482.42	210	Medical Claims - Anthem	2016
05/21/19	MEDICAL CLAIMS- ANTHEM	(68,045.02)	210	Medical Claims - Anthem	2016
05/28/19	MEDICAL CLAIMS- ANTHEM	76,238.80	210	Medical Claims - Anthem	2016
05/21/19	HRA CLAIM PAYMENTS (HRA WAIVER)- WW	(4.80)	214	HRA Waiver Claims - Wage Works	2016
05/02/19	CAREMARK CLAIMS	(95.88)	310	Pharmacy Claims - CVS	2016
05/16/19	CAREMARK CLAIMS	(8.39)	310	Pharmacy Claims - CVS	2016
05/28/19	CAREMARK CLAIMS	(5,517.72)	310	Pharmacy Claims - CVS	2016
05/29/19	CVS CAREMARK 5/08/19 - 5/15/19	(1.50)	311	CVS Admin	2016
05/06/19	MEDICAL CLAIMS- ANTHEM	20,668.59	210	Medical Claims - Anthem	2017
05/15/19	MEDICAL CLAIMS- ANTHEM	263,312.53	210	Medical Claims - Anthem	2017
05/21/19	MEDICAL CLAIMS- ANTHEM	(13,188.87)	210	Medical Claims - Anthem	2017
05/28/19	MEDICAL CLAIMS- ANTHEM	147,289.87	210	Medical Claims - Anthem	2017
05/02/19	CAREMARK CLAIMS	(11.56)	310	Pharmacy Claims - CVS	2017
05/08/19	CAREMARK CLAIMS	(52.06)	310	Pharmacy Claims - CVS	2017
05/16/19	CAREMARK CLAIMS	(511.57)	310	Pharmacy Claims - CVS	2017
05/28/19	CAREMARK CLAIMS	(1,777.39)	310	Pharmacy Claims - CVS	2017
05/03/19	CVS CAREMARK 4/16/19 - 4/23/19	(6.00)	311	CVS Admin	2017
05/17/19	CVS CAREMARK 5/01/19 - 5/07/19	(33.00)	311	CVS Admin	2017
05/29/19	CVS CAREMARK 5/08/19 - 5/15/19	(10.50)	311	CVS Admin	2017
05/22/19	HEALTH PREMIUMS 2019	1,418.92	101	Premiums	2018
05/08/19	HLTH INS REFUND	(254.22)	101	Premiums	2018
05/06/19	MEDICAL CLAIMS- ANTHEM	(1,017,085.88)	210	Medical Claims - Anthem	2018
05/15/19	MEDICAL CLAIMS- ANTHEM	608,731.03	210	Medical Claims - Anthem	2018
05/21/19	MEDICAL CLAIMS- ANTHEM	(269,488.56)	210	Medical Claims - Anthem	2018
05/28/19	MEDICAL CLAIMS- ANTHEM	303,740.31	210	Medical Claims - Anthem	2018
05/03/19	HRA CLAIM PAYMENTS (HRA EMBEDDED) - WW	(3.58)	213	HRA Embedded Claims - Wage Works	2018
05/15/19	HRA CLAIM PAYMENTS (HRA EMBEDDED) - WW	(0.46)	213	HRA Embedded Claims - Wage Works	2018
05/01/19	HRA CLAIM PAYMENTS (HRA WAIVER)- WW	(731.75)	214	HRA Waiver Claims - Wage Works	2018
05/08/19	HRA CLAIM PAYMENTS (HRA WAIVER)- WW	(8.39)	214	HRA Waiver Claims - Wage Works	2018
05/22/19	HRA CLAIM PAYMENTS (HRA WAIVER)- WW	(325.05)	214	HRA Waiver Claims - Wage Works	2018
05/23/19	HRA CLAIM PAYMENTS (HRA WAIVER)- WW	(226.19)	214	HRA Waiver Claims - Wage Works	2018
05/02/19	CAREMARK CLAIMS	(18.04)	310	Pharmacy Claims - CVS	2018
05/08/19	CAREMARK CLAIMS	(419.61)	310	Pharmacy Claims - CVS	2018
05/16/19	CAREMARK CLAIMS	668.95	310	Pharmacy Claims - CVS	2018
05/28/19	CAREMARK CLAIMS	15,950.29	310	Pharmacy Claims - CVS	2018

Kentucky Employees' Health Plan – Status Report
2nd Quarter, 2019
Attachment A – Transaction Report
Page A-13

Date	Description	Amount	LRC Code	LRC Description	Plan Year
05/28/19	JUDICIAL RETIREMENT 05/19	4,924.72	101	Premiums	2019
05/28/19	JUDICIAL RETIREMENT 05/19	85,745.48	101	Premiums	2019
05/28/19	LEGISLATIVE RETIREMENT 05/19	3,425.95	101	Premiums	2019
05/28/19	LEGISLATIVE RETIREMENT 05/19	25,704.01	101	Premiums	2019
05/28/19	COBRA PREMIUMS APR 2019 - WW	142,624.15	101	Premiums	2019
05/28/19	EPAY-HEALTH PREMIUMS 2019	525,894.78	101	Premiums	2019
05/28/19	EPAY-HEALTH PREMIUMS 2019	799,509.61	101	Premiums	2019
05/28/19	EPAY-HEALTH PREMIUMS 2019	425,448.75	101	Premiums	2019
05/29/19	EPAY-HEALTH PREMIUMS 2019	412,689.09	101	Premiums	2019
05/29/19	EPAY-HEALTH PREMIUMS 2019	136,164.14	101	Premiums	2019
05/30/19	HEALTH PREMIUMS 2019	117,844.57	101	Premiums	2019
05/30/19	EPAY-HEALTH PREMIUMS 2019	1,228,296.16	101	Premiums	2019
05/08/19	HLTH INS REFUND	(363.96)	101	Premiums	2019
05/08/19	HLTH INS REFUND	(49.42)	101	Premiums	2019
05/08/19	HLTH INS REFUND	(115.85)	101	Premiums	2019
05/08/19	HLTH INS REFUND	(26.20)	101	Premiums	2019
05/29/19	HLTH INS REFUND	(157.56)	101	Premiums	2019
05/08/19	HLTH INS REFUND	(4,078.56)	101	Premiums	2019
05/29/19	HLTH INS REFUND	(47.16)	101	Premiums	2019
05/01/19	KDE PREMIUMS APR 2019	59,719,040.39	101	Premiums	2019
05/08/19	KRS 5/19 HEALTH PREMIUMS	22,978,660.79	101	Premiums	2019
05/28/19	KTRS 5/19 PREMIUMS	8,913,143.57	101	Premiums	2019
05/09/19	UPPS PAYROLL	315,350.00	102	HRA Waiver Contribution	2019
05/23/19	UPPS PAYROLL	318,150.00	102	HRA Waiver Contribution	2019
05/06/19	UPPS PAYROLL	(175.00)	102	HRA Waiver Contribution	2019
05/14/19	UPPS PAYROLL	175.00	102	HRA Waiver Contribution	2019
05/29/19	UPPS PAYROLL	87.50	102	HRA Waiver Contribution	2019
05/01/19	EPAY-HRA WAIVER PREMIUMS 2019	175.00	102	HRA Waiver Contribution	2019
05/02/19	EPAY-HRA WAIVER PREMIUMS 2019	1,750.00	102	HRA Waiver Contribution	2019
05/02/19	EPAY-HRA D&V PREMIUMS 2019	350.00	102	HRA Waiver Contribution	2019
05/06/19	EPAY-HRA WAIVER PREMIUMS 2019	4,375.00	102	HRA Waiver Contribution	2019
05/06/19	EPAY-HRA D&V PREMIUMS 2019	350.00	102	HRA Waiver Contribution	2019
05/06/19	EPAY-HRA D&V PREMIUMS 2019	1,225.00	102	HRA Waiver Contribution	2019
05/06/19	EPAY-HRA WAIVER PREMIUMS 2019	1,400.00	102	HRA Waiver Contribution	2019
05/06/19	EPAY-HRA WAIVER PREMIUMS 2019	525.00	102	HRA Waiver Contribution	2019
05/06/19	EPAY-HRA D&V PREMIUMS 2019	350.00	102	HRA Waiver Contribution	2019
05/08/19	EPAY-HRA D&V PREMIUMS 2019	700.00	102	HRA Waiver Contribution	2019
05/08/19	EPAY-HRA WAIVER PREMIUMS 2019	350.00	102	HRA Waiver Contribution	2019
05/13/19	EPAY-HRA D&V PREMIUMS 2019	525.00	102	HRA Waiver Contribution	2019

Kentucky Employees' Health Plan – Status Report
2nd Quarter, 2019
Attachment A – Transaction Report
Page A-15

Date	Description	Amount	LRC Code	LRC Description	Plan Year
05/15/19	HRA CLAIM PAYMENTS (HRA EMBEDDED) - WW	(198,254.85)	213	HRA Embedded Claims - Wage Works	2019
05/16/19	HRA CLAIM PAYMENTS (HRA EMBEDDED) - WW	(223,736.32)	213	HRA Embedded Claims - Wage Works	2019
05/17/19	HRA CLAIM PAYMENTS (HRA EMBEDDED) - WW	(204,110.42)	213	HRA Embedded Claims - Wage Works	2019
05/20/19	HRA CLAIM PAYMENTS (HRA EMBEDDED) - WW	(442,907.78)	213	HRA Embedded Claims - Wage Works	2019
05/21/19	HRA CLAIM PAYMENTS (HRA EMBEDDED) - WW	(70,328.37)	213	HRA Embedded Claims - Wage Works	2019
05/22/19	HRA CLAIM PAYMENTS (HRA EMBEDDED) - WW	(179,678.84)	213	HRA Embedded Claims - Wage Works	2019
05/23/19	HRA CLAIM PAYMENTS (HRA EMBEDDED) - WW	(283,124.61)	213	HRA Embedded Claims - Wage Works	2019
05/24/19	HRA CLAIM PAYMENTS (HRA EMBEDDED) - WW	(216,229.35)	213	HRA Embedded Claims - Wage Works	2019
05/28/19	HRA CLAIM PAYMENTS (HRA EMBEDDED) - WW	(484,333.77)	213	HRA Embedded Claims - Wage Works	2019
05/29/19	HRA CLAIM PAYMENTS (HRA EMBEDDED) - WW	(27,063.69)	213	HRA Embedded Claims - Wage Works	2019
05/30/19	HRA CLAIM PAYMENTS (HRA EMBEDDED) - WW	(205,002.14)	213	HRA Embedded Claims - Wage Works	2019
04/30/19	HRA CLAIM PAYMENTS (HRA WAIVER)- WW	(32,441.40)	214	HRA Waiver Claims - Wage Works	2019
04/30/19	HRA CLAIM PAYMENTS (HRA WAIVER D/V)- WW	(1,908.56)	214	HRA Waiver Claims - Wage Works	2019
05/01/19	HRA CLAIM PAYMENTS (HRA WAIVER)- WW	(84,981.19)	214	HRA Waiver Claims - Wage Works	2019
05/01/19	HRA CLAIM PAYMENTS (HRA WAIVER D/V)- WW	(15,491.34)	214	HRA Waiver Claims - Wage Works	2019
05/02/19	HRA CLAIM PAYMENTS (HRA WAIVER D/V)- WW	(21,871.74)	214	HRA Waiver Claims - Wage Works	2019
05/02/19	HRA CLAIM PAYMENTS (HRA WAIVER)- WW	(99,531.20)	214	HRA Waiver Claims - Wage Works	2019
05/03/19	HRA CLAIM PAYMENTS (HRA WAIVER)- WW	(72,069.73)	214	HRA Waiver Claims - Wage Works	2019
05/03/19	HRA CLAIM PAYMENTS (HRA WAIVER D/V)- WW	(21,598.13)	214	HRA Waiver Claims - Wage Works	2019
05/06/19	HRA CLAIM PAYMENTS (HRA WAIVER)- WW	(170,943.40)	214	HRA Waiver Claims - Wage Works	2019
05/06/19	HRA CLAIM PAYMENTS (HRA WAIVER D/V)- WW	(38,137.41)	214	HRA Waiver Claims - Wage Works	2019
05/07/19	HRA CLAIM PAYMENTS (HRA WAIVER D/V)- WW	(6,648.66)	214	HRA Waiver Claims - Wage Works	2019
05/07/19	HRA CLAIM PAYMENTS (HRA WAIVER)- WW	(30,968.86)	214	HRA Waiver Claims - Wage Works	2019
05/08/19	HRA CLAIM PAYMENTS (HRA WAIVER D/V)- WW	(18,318.86)	214	HRA Waiver Claims - Wage Works	2019
05/08/19	HRA CLAIM PAYMENTS (HRA WAIVER)- WW	(78,767.82)	214	HRA Waiver Claims - Wage Works	2019
05/09/19	HRA CLAIM PAYMENTS (HRA WAIVER D/V)- WW	(12,021.06)	214	HRA Waiver Claims - Wage Works	2019
05/09/19	HRA CLAIM PAYMENTS (HRA WAIVER)- WW	(84,638.01)	214	HRA Waiver Claims - Wage Works	2019
05/10/19	HRA CLAIM PAYMENTS (HRA WAIVER)- WW	(83,212.37)	214	HRA Waiver Claims - Wage Works	2019
05/10/19	HRA CLAIM PAYMENTS (HRA WAIVER D/V)- WW	(11,889.03)	214	HRA Waiver Claims - Wage Works	2019
05/13/19	HRA CLAIM PAYMENTS (HRA WAIVER D/V)- WW	(34,983.78)	214	HRA Waiver Claims - Wage Works	2019
05/13/19	HRA CLAIM PAYMENTS (HRA WAIVER)- WW	(165,439.16)	214	HRA Waiver Claims - Wage Works	2019
05/14/19	HRA CLAIM PAYMENTS (HRA WAIVER)- WW	(28,040.76)	214	HRA Waiver Claims - Wage Works	2019
05/14/19	HRA CLAIM PAYMENTS (HRA WAIVER D/V)- WW	(2,528.65)	214	HRA Waiver Claims - Wage Works	2019
05/15/19	HRA CLAIM PAYMENTS (HRA WAIVER)- WW	(60,344.98)	214	HRA Waiver Claims - Wage Works	2019
05/15/19	HRA CLAIM PAYMENTS (HRA D&V)- WW	(10,256.67)	214	HRA Waiver Claims - Wage Works	2019
05/16/19	HRA CLAIM PAYMENTS (HRA WAIVER)- WW	(84,170.62)	214	HRA Waiver Claims - Wage Works	2019
05/16/19	HRA CLAIM PAYMENTS (HRA WAIVER D/V)- WW	(30,058.65)	214	HRA Waiver Claims - Wage Works	2019
05/17/19	HRA CLAIM PAYMENTS (HRA WAIVER D/V)- WW	(11,083.99)	214	HRA Waiver Claims - Wage Works	2019
05/17/19	HRA CLAIM PAYMENTS (HRA WAIVER)- WW	(75,152.38)	214	HRA Waiver Claims - Wage Works	2019

Kentucky Employees' Health Plan – Status Report
2nd Quarter, 2019
Attachment A – Transaction Report
Page A-17

Date	Description	Amount	LRC Code	LRC Description	Plan Year
05/16/19	ISS FACILITY SERVICES CLINIC JANITORIAL SERVICES L&N BLDG 4/2019	(725.00)	501	Operating Transfer/Exp & Adj	2019
05/17/19	ADMINISTRATIVE TRANSFER TO 13CG	(776,479.70)	501	Operating Transfer/Exp & Adj	2019
05/02/19	ALIGHT MAR 2019 - DEP ELIGIBILITY ONGOING AUDIT	(2,935.50)	501	Operating Transfer/Exp & Adj	2019
05/02/19	RETHINK 5/2019	(88,184.00)	501	Operating Transfer/Exp & Adj	2019
05/30/19	RETHINK 6/2019	(88,184.00)	501	Operating Transfer/Exp & Adj	2019
	May Activity	\$6,856,201.05			
	Ending Balance	\$642,279,379.63			

May Account Summary		
101	Premiums	136,669,038.40
102	HRA Waiver Contribution	4,034,554.06
110	Interest Income	1,387,267.36
120	Drug Rebates - Express Scripts	0.00
121	Drug Rebates - CVS	0.00
130	Transfers <i>From</i> other plan year(s)	0.00
201	Medical Claims - Humana	171,020.08
210	Medical Claims - Anthem	(79,949,787.98)
202	Humana Admin	(1,859,573.73)
203	HRA Embedded Claims - Humana	0.00
213	HRA Embedded Claims - Wage Works	(4,965,692.20)
204	HRA Waiver Claims - Humana	0.00
214	HRA Waiver Claims - Wage Works	(2,266,358.76)
215	Anthem Admin	(3,991,674.02)
216	Wage Works Admin	(387,870.00)
217	MDX Medical Admin - Compass Choice	(79,084.50)
301	Pharmacy Claims - Express Scripts	0.00
310	Pharmacy Claims - CVS	(40,518,629.11)
302	Express Scripts Admin	0.00
311	CVS Admin	(428,422.35)
500	Transfers <i>To</i> other plan year(s)	0.00
501	Operating Transfer/ Exp & Adj	(958,586.20)
	May Activity	6,856,201.05

Kentucky Employees' Health Plan – Status Report
2nd Quarter, 2019
Attachment A – Transaction Report
Page A-19

Date	Description	Amount	LRC Code	LRC Description	Plan Year
06/24/19	MEDICAL CLAIMS- ANTHEM	(32,165.49)	210	Medical Claims - Anthem	2018
06/10/19	HRA CLAIM PAYMENTS (HRA EMBEDDED) - WW	(500.00)	213	HRA Embedded Claims - Wage Works	2018
06/19/19	HRA CLAIM PAYMENTS (HRA EMBEDDED) - WW	(1,015.25)	213	HRA Embedded Claims - Wage Works	2018
06/27/19	HRA CLAIM PAYMENTS (HRA EMBEDDED) - WW	(219.28)	213	HRA Embedded Claims - Wage Works	2018
06/07/19	HRA CLAIM PAYMENTS (HRA WAIVER)- WW	(983.35)	214	HRA Waiver Claims - Wage Works	2018
06/17/19	HRA CLAIM PAYMENTS (HRA WAIVER)- WW	(1,402.97)	214	HRA Waiver Claims - Wage Works	2018
06/19/19	HRA CLAIM PAYMENTS (HRA WAIVER)- WW	(404.37)	214	HRA Waiver Claims - Wage Works	2018
06/21/19	HRA CLAIM PAYMENTS (HRA WAIVER)- WW	(1,050.00)	214	HRA Waiver Claims - Wage Works	2018
06/21/19	COBRA COMMUNICATION & POSTAGE FEES 10/18 - 12/18 WW	(5,170.80)	216	Wage Works Admin	2018
06/21/19	COBRA OPEN ENROLLMENT FEES 10/18 - 12/18 WW	(129,270.00)	216	Wage Works Admin	2018
06/03/19	CAREMARK CLAIMS	(707.19)	310	Pharmacy Claims - CVS	2018
06/10/19	CAREMARK CLAIMS	(656.82)	310	Pharmacy Claims - CVS	2018
06/18/19	CAREMARK CLAIMS	52,995.85	310	Pharmacy Claims - CVS	2018
06/25/19	CAREMARK CLAIMS	(194.20)	310	Pharmacy Claims - CVS	2018
06/24/19	CVS PERFORMANCE GUARANTEE	1,729,820.87	311	CVS Admin	2018
06/06/19	CVS CAREMARK 5/16/19 - 5/23/19	(139.75)	311	CVS Admin	2018
06/18/19	CVS CAREMARK 4/24/19 - 4/30/19	(16.25)	311	CVS Admin	2018
06/21/19	CVS CAREMARK 6/1/19 - 6/7/19	(65.90)	311	CVS Admin	2018
06/27/19	CVS CAREMARK 5/24/19 - 5/31/19	(22.85)	311	CVS Admin	2018
06/27/19	CVS CAREMARK 6/8/19 - 6/15/19	(17.60)	311	CVS Admin	2018
06/14/19	VOID INCORRECT PAYMENT	594,906.00	501	Operating Transfer/Exp & Adj	2018
06/10/19	PCORI FEE FOR 2018	(594,906.00)	501	Operating Transfer/Exp & Adj	2018
06/19/19	PCORI FEE FOR 2018	(594,906.00)	501	Operating Transfer/Exp & Adj	2018
06/10/19	UPPS PAYROLL	1,503,221.37	101	Premiums	2019
06/05/19	UPPS PAYROLL	786.07	101	Premiums	2019
06/17/19	UPPS PAYROLL	(240.09)	101	Premiums	2019
06/25/19	UPPS PAYROLL	54,144.75	101	Premiums	2019
06/13/19	UPPS PAYROLL	522.40	101	Premiums	2019
05/30/19	JEFFERSON CO BOE MAY 2019 HEALTH INS PREM	1,687,893.40	101	Premiums	2019
05/31/19	EPAY-HEALTH PREMIUMS 2019	793,874.13	101	Premiums	2019
06/03/19	KCTCS PREMIUM PAYMENT MAY 2019	110,785.46	101	Premiums	2019
06/03/19	KCTCS PREMIUM PAYMENT MAY 2019	3,118,884.36	101	Premiums	2019
06/04/19	EPAY-HEALTH PREMIUMS 2019	1,820,349.81	101	Premiums	2019
06/04/19	EPAY-HEALTH PREMIUMS 2019	1,916,399.52	101	Premiums	2019
06/05/19	EPAY-HEALTH PREMIUMS 2019	635,277.01	101	Premiums	2019
06/05/19	HEALTH PREMIUMS 2019	6,148.37	101	Premiums	2019
06/06/19	EPAY-HEALTH PREMIUMS 2019	1,277,144.36	101	Premiums	2019
06/07/19	EPAY-HEALTH PREMIUMS 2019	968,352.81	101	Premiums	2019

Kentucky Employees' Health Plan – Status Report
2nd Quarter, 2019
Attachment A – Transaction Report
Page A-21

Date	Description	Amount	LRC Code	LRC Description	Plan Year
06/24/19	KTRS 6/19 PREMIUMS	8,920,047.45	101	Premiums	2019
06/10/19	UPPS PAYROLL	315,525.00	102	HRA Waiver Contribution	2019
06/05/19	UPPS PAYROLL	87.50	102	HRA Waiver Contribution	2019
06/17/19	UPPS PAYROLL	87.50	102	HRA Waiver Contribution	2019
06/25/19	UPPS PAYROLL	875.00	102	HRA Waiver Contribution	2019
05/31/19	EPAY-HRA WAIVER PREMIUMS 2019	175.00	102	HRA Waiver Contribution	2019
06/04/19	EPAY-HRA WAIVER PREMIUMS 2019	4,287.50	102	HRA Waiver Contribution	2019
06/04/19	EPAY-HRA D&V PREMIUMS 2019	1,050.00	102	HRA Waiver Contribution	2019
06/04/19	EPAY-HRA D&V PREMIUMS 2019	175.00	102	HRA Waiver Contribution	2019
06/04/19	EPAY-HRA WAIVER PREMIUMS 2019	2,450.00	102	HRA Waiver Contribution	2019
06/05/19	EPAY-HRA WAIVER PREMIUMS 2019	350.00	102	HRA Waiver Contribution	2019
06/05/19	EPAY-HRA D&V PREMIUMS 2019	350.00	102	HRA Waiver Contribution	2019
06/06/19	EPAY-HRA WAIVER PREMIUMS 2019	875.00	102	HRA Waiver Contribution	2019
06/07/19	EPAY-HRA WAIVER PREMIUMS 2019	525.00	102	HRA Waiver Contribution	2019
06/07/19	EPAY-HRA D&V PREMIUMS 2019	350.00	102	HRA Waiver Contribution	2019
06/10/19	EPAY-HRA WAIVER PREMIUMS 2019	525.00	102	HRA Waiver Contribution	2019
06/10/19	EPAY-HRA D&V PREMIUMS 2019	350.00	102	HRA Waiver Contribution	2019
06/10/19	EPAY-HRA WAIVER PREMIUMS 2019	525.00	102	HRA Waiver Contribution	2019
06/10/19	EPAY-HRA D&V PREMIUMS 2019	350.00	102	HRA Waiver Contribution	2019
06/12/19	EPAY-HRA WAIVER PREMIUMS 2019	350.00	102	HRA Waiver Contribution	2019
06/13/19	EPAY-HRA WAIVER PREMIUMS 2019	2,445.86	102	HRA Waiver Contribution	2019
06/13/19	EPAY-HRA D&V PREMIUMS 2019	525.00	102	HRA Waiver Contribution	2019
06/14/19	EPAY-HRA WAIVER PREMIUMS 2019	175.00	102	HRA Waiver Contribution	2019
06/17/19	EPAY-HRA D&V PREMIUMS 2019	175.00	102	HRA Waiver Contribution	2019
06/15/19	EPAY-HRA WAIVER PREMIUMS 2019	175.00	102	HRA Waiver Contribution	2019
06/19/19	EPAY-HRA WAIVER PREMIUMS 2019	175.00	102	HRA Waiver Contribution	2019
06/20/19	EPAY-HRA WAIVER PREMIUMS 2019	175.00	102	HRA Waiver Contribution	2019
06/21/19	EPAY-HRA WAIVER PREMIUMS 2019	350.00	102	HRA Waiver Contribution	2019
06/21/19	EPAY-HRA D&V PREMIUMS 2019	350.00	102	HRA Waiver Contribution	2019
06/26/19	EPAY-HRA WAIVER PREMIUMS 2019	875.00	102	HRA Waiver Contribution	2019
06/26/19	EPAY-HRA D&V PREMIUMS 2019	350.00	102	HRA Waiver Contribution	2019
06/27/19	EPAY-HRA D&V PREMIUMS 2019	2,100.00	102	HRA Waiver Contribution	2019
06/27/19	EPAY-HRA WAIVER PREMIUMS 2019	3,325.00	102	HRA Waiver Contribution	2019
07/01/19	EPAY-HRA D&V PREMIUMS 2019	700.00	102	HRA Waiver Contribution	2019
07/01/19	EPAY-HRA WAIVER PREMIUMS 2019	1,750.00	102	HRA Waiver Contribution	2019
07/01/19	EPAY-HRA WAIVER PREMIUMS 2019	2,625.00	102	HRA Waiver Contribution	2019
07/01/19	EPAY-HRA D&V PREMIUMS 2019	350.00	102	HRA Waiver Contribution	2019
07/02/19	INTEREST DISTRIBUTION JUNE 2019	1,058,463.85	110	Interest Income	2019
06/10/19	HUMANA HD BIOMETRIC SCREENING 05/2019	(486,272.00)	202	Humana Admin	2019

Kentucky Employees' Health Plan – Status Report
2nd Quarter, 2019
Attachment A – Transaction Report
Page A-23

Date	Description	Amount	LRC Code	LRC Description	Plan Year
06/03/19	HRA CLAIM PAYMENTS (HRA WAIVER)- WW	(197,217.89)	214	HRA Waiver Claims - Wage Works	2019
06/04/19	HRA CLAIM PAYMENTS (HRA WAIVER D/V)- WW	(6,326.05)	214	HRA Waiver Claims - Wage Works	2019
06/04/19	HRA CLAIM PAYMENTS (HRA WAIVER)- WW	(32,775.98)	214	HRA Waiver Claims - Wage Works	2019
06/05/19	HRA CLAIM PAYMENTS (HRA WAIVER)- WW	(77,066.86)	214	HRA Waiver Claims - Wage Works	2019
06/05/19	HRA CLAIM PAYMENTS (HRA WAIVER D/V)- WW	(18,571.09)	214	HRA Waiver Claims - Wage Works	2019
06/06/19	HRA CLAIM PAYMENTS (HRA WAIVER)- WW	(101,201.29)	214	HRA Waiver Claims - Wage Works	2019
06/06/19	HRA CLAIM PAYMENTS (HRA WAIVER D/V)- WW	(24,543.87)	214	HRA Waiver Claims - Wage Works	2019
06/07/19	HRA CLAIM PAYMENTS (HRA WAIVER D/V)- WW	(25,468.06)	214	HRA Waiver Claims - Wage Works	2019
06/07/19	HRA CLAIM PAYMENTS (HRA WAIVER)- WW	(87,435.31)	214	HRA Waiver Claims - Wage Works	2019
06/10/19	HRA CLAIM PAYMENTS (HRA WAIVER D/V)- WW	(40,639.93)	214	HRA Waiver Claims - Wage Works	2019
06/10/19	HRA CLAIM PAYMENTS (HRA WAIVER)- WW	(166,715.96)	214	HRA Waiver Claims - Wage Works	2019
06/11/19	HRA CLAIM PAYMENTS (HRA WAIVER D/V)- WW	(3,181.96)	214	HRA Waiver Claims - Wage Works	2019
06/11/19	HRA CLAIM PAYMENTS (HRA WAIVER)- WW	(28,301.79)	214	HRA Waiver Claims - Wage Works	2019
06/12/19	HRA CLAIM PAYMENTS (HRA WAIVER)- WW	(80,474.35)	214	HRA Waiver Claims - Wage Works	2019
06/12/19	HRA CLAIM PAYMENTS (HRA WAIVER D/V)- WW	(21,727.57)	214	HRA Waiver Claims - Wage Works	2019
06/13/19	HRA CLAIM PAYMENTS (HRA WAIVER D/V)- WW	(22,734.88)	214	HRA Waiver Claims - Wage Works	2019
06/13/19	HRA CLAIM PAYMENTS (HRA WAIVER)- WW	(96,965.59)	214	HRA Waiver Claims - Wage Works	2019
06/14/19	HRA CLAIM PAYMENTS (HRA WAIVER) - WW	(82,440.48)	214	HRA Waiver Claims - Wage Works	2019
06/14/19	HRA CLAIM PAYMENTS (HRA WAIVER D/V) - WW	(18,491.63)	214	HRA Waiver Claims - Wage Works	2019
06/17/19	HRA CLAIM PAYMENTS (HRA WAIVER)- WW	(168,905.83)	214	HRA Waiver Claims - Wage Works	2019
06/18/19	HRA CLAIM PAYMENTS (HRA WAIVER D/V)- WW	(38,076.63)	214	HRA Waiver Claims - Wage Works	2019
06/18/19	HRA CLAIM PAYMENTS (HRA WAIVER)- WW	(26,585.12)	214	HRA Waiver Claims - Wage Works	2019
06/18/19	HRA CLAIM PAYMENTS (HRA WAIVER D/V)- WW	(7,265.43)	214	HRA Waiver Claims - Wage Works	2019
06/19/19	HRA CLAIM PAYMENTS (HRA WAIVER)- WW	(84,828.86)	214	HRA Waiver Claims - Wage Works	2019
06/19/19	HRA CLAIM PAYMENTS (HRA WAIVER D/V)- WW	(15,552.89)	214	HRA Waiver Claims - Wage Works	2019
06/20/19	HRA CLAIM PAYMENTS (HRA WAIVER D/V)- WW	(33,277.60)	214	HRA Waiver Claims - Wage Works	2019
06/20/19	HRA CLAIM PAYMENTS (HRA WAIVER)- WW	(96,058.57)	214	HRA Waiver Claims - Wage Works	2019
06/21/19	HRA CLAIM PAYMENTS (HRA WAIVER)- WW	(29,820.71)	214	HRA Waiver Claims - Wage Works	2019
06/21/19	HRA CLAIM PAYMENTS (HRA WAIVER)- WW	(82,751.37)	214	HRA Waiver Claims - Wage Works	2019
06/24/19	HRA CLAIM PAYMENTS (HRA WAIVER)- WW	(182,544.21)	214	HRA Waiver Claims - Wage Works	2019
06/24/19	HRA CLAIM PAYMENTS (HRA WAIVER D/V)- WW	(58,271.48)	214	HRA Waiver Claims - Wage Works	2019
06/25/19	HRA CLAIM PAYMENTS (HRA WAIVER)- WW	(21,071.37)	214	HRA Waiver Claims - Wage Works	2019
06/25/19	HRA CLAIM PAYMENTS (HRA WAIVER D/V)- WW	(1,824.90)	214	HRA Waiver Claims - Wage Works	2019
06/26/19	HRA CLAIM PAYMENTS (HRA WAIVER D/V)- WW	(19,623.46)	214	HRA Waiver Claims - Wage Works	2019
06/26/19	HRA CLAIM PAYMENTS (HRA WAIVER)- WW	(63,572.53)	214	HRA Waiver Claims - Wage Works	2019
06/27/19	HRA CLAIM PAYMENTS (HRA WAIVER)- WW	(91,767.98)	214	HRA Waiver Claims - Wage Works	2019
06/27/19	HRA CLAIM PAYMENTS (HRA WAIVER D/V)- WW	(24,290.50)	214	HRA Waiver Claims - Wage Works	2019
06/28/19	HRA CLAIM PAYMENTS (HRA WAIVER D/V)- WW	(28,285.63)	214	HRA Waiver Claims - Wage Works	2019
06/28/19	HRA CLAIM PAYMENTS (HRA WAIVER)- WW	(77,054.90)	214	HRA Waiver Claims - Wage Works	2019

Kentucky Employees' Health Plan – Status Report
2nd Quarter, 2019
Attachment A – Transaction Report
Page A-25

Date	Description	Amount	LRC Code	LRC Description	Plan Year
06/27/19	CVS CAREMARK NURSING SERVICES 05/2019	(4,760.00)	311	CVS Admin	2019
06/27/19	CVS CAREMARK RX AUDIT ADJUSTMENT 5/24/2019 - 5/31/2019	2,137.39	311	CVS Admin	2019
06/27/19	CVS CAREMARK 6/8/19 - 6/15/19	(101,019.45)	311	CVS Admin	2019
06/28/19	CVS CAREMARK 6/16/19 - 6/23/19	(16.85)	311	CVS Admin	2019
06/28/19	CVS CAREMARK 6/16/19 - 6/23/19	(96,142.70)	311	CVS Admin	2019
06/13/19	LONGMEYER RESTITUTION PAYMENT	7,075.00	501	Operating Transfer/Exp & Adj	2019
06/18/19	SHI/THOMAS REUTERS IT MAINT 6-1-2019 TO 5-31-2020	(99,385.92)	501	Operating Transfer/Exp & Adj	2019
06/10/19	TAILORED SERVICES INC. CLINIC JANITORIAL SERV 5/2019	(598.00)	501	Operating Transfer/Exp & Adj	2019
06/13/19	ISS FACILITY SERVICES CLINIC JANITORIAL SERVICES ANNEX 5/2019	(725.00)	501	Operating Transfer/Exp & Adj	2019
06/19/19	ISS FACILITY SERVICES CLINIC JANITORIAL SERVICES TCOB 5/2019	(725.00)	501	Operating Transfer/Exp & Adj	2019
06/19/19	ISS FACILITY SERVICES CLINIC JANITORIAL SERVICES TCOB 4/2019	(725.00)	501	Operating Transfer/Exp & Adj	2019
06/19/19	ISS FACILITY SERVICES CLINIC JANITORIAL SERVICES TCOB 3/2019	(725.00)	501	Operating Transfer/Exp & Adj	2019
06/19/19	ISS FACILITY SERVICES CLINIC JANITORIAL SERVICES CHR/HSB 5/2019	(725.00)	501	Operating Transfer/Exp & Adj	2019
06/19/19	ISS FACILITY SERVICES CLINIC JANITORIAL SERVICES ANNEX 2/2019	(725.00)	501	Operating Transfer/Exp & Adj	2019
06/19/19	ISS FACILITY SERVICES CLINIC JANITORIAL SERVICES L&N BLDG 5/2019	(725.00)	501	Operating Transfer/Exp & Adj	2019
06/11/19	ALIGHT APR 2019 - DEP ELIGIBILITY ONGOING AUDIT	(3,125.50)	501	Operating Transfer/Exp & Adj	2019
06/26/19	RETHINK 7/2019	(88,184.00)	501	Operating Transfer/Exp & Adj	2019
	June Activity	(\$167,128,655.25)			
	Ending Balance	<u>\$475,150,724.38</u>			

Kentucky Employees' Health Plan – Status Report
 2nd Quarter, 2019
 Attachment B – Summary
 Page B-1

		PLAN YEAR 2012														TOTAL			
2019		101	102	110	120	121	130	201	202	203	204	210	301	302	310	311	500	501	TOTAL
		PREMIUMS	HRA WAWER CONTRIBUTION	INTEREST INCOME	DRUG REBATES-ESI	DRUG REBATES-CVS	TRANSFERS, ZOML, OTHER PLAN FEES	MEDICAL CLAIMS HUMANNA	HUMANNA ADMIN FEES	HRA EMBEDDED CLAIMS HUMANNA	HRA WAWER CLAIMS HUMANNA	MEDICAL CLAIMS-ANTHEM	PHARMACY CLAIMS	EXPRESS SCRIPTS ADMIN FEES	PHARMACY CLAIMS-CVS	CUS ADMIN	TRANSFERS TO OTHER COUNTRIES	OPERATING TRANSACTIONS & ADJ	CASH TRANSACTIONS
2019 Balance Forward		1,599,940,340.77	47,895,724.93	318,202.97	33,581,171.36	0.00	110,197,550.06	(1,183,093,190.19)	(72,331,472.99)	(16,593,190.29)	(42,357,462.79)	14,630.85	(348,840,815.07)	(9,341,510.63)	0.00	0.00	0.00	(121,240,198.99)	\$0.00
January-19		0.00	0.00	0.00	0.00	0.00	0.00	0.00	0.00	0.00	0.00	0.00	0.00	0.00	0.00	0.00	0.00	0.00	\$0.00
February-19		0.00	0.00	0.00	0.00	0.00	0.00	0.00	0.00	0.00	0.00	0.00	0.00	0.00	0.00	0.00	0.00	0.00	\$0.00
March-19		0.00	0.00	0.00	0.00	0.00	0.00	0.00	0.00	0.00	0.00	0.00	0.00	0.00	0.00	0.00	0.00	0.00	\$0.00
April-19		0.00	0.00	0.00	0.00	0.00	0.00	0.00	0.00	0.00	0.00	0.00	0.00	0.00	0.00	0.00	0.00	0.00	\$0.00
May-19		0.00	0.00	0.00	0.00	0.00	0.00	0.00	0.00	0.00	0.00	0.00	0.00	0.00	0.00	0.00	0.00	0.00	\$0.00
June-19		0.00	0.00	0.00	0.00	0.00	0.00	0.00	0.00	0.00	0.00	0.00	0.00	0.00	0.00	0.00	0.00	0.00	\$0.00
July-19		0.00	0.00	0.00	0.00	0.00	0.00	0.00	0.00	0.00	0.00	0.00	0.00	0.00	0.00	0.00	0.00	0.00	\$0.00
August-19		0.00	0.00	0.00	0.00	0.00	0.00	0.00	0.00	0.00	0.00	0.00	0.00	0.00	0.00	0.00	0.00	0.00	\$0.00
September-19		0.00	0.00	0.00	0.00	0.00	0.00	0.00	0.00	0.00	0.00	0.00	0.00	0.00	0.00	0.00	0.00	0.00	\$0.00
October-19		0.00	0.00	0.00	0.00	0.00	0.00	0.00	0.00	0.00	0.00	0.00	0.00	0.00	0.00	0.00	0.00	0.00	\$0.00
November-19		0.00	0.00	0.00	0.00	0.00	0.00	0.00	0.00	0.00	0.00	0.00	0.00	0.00	0.00	0.00	0.00	0.00	\$0.00
December-19		0.00	0.00	0.00	0.00	0.00	0.00	0.00	0.00	0.00	0.00	0.00	0.00	0.00	0.00	0.00	0.00	0.00	\$0.00
Plan Year Transfers to Date		1,599,940,340.77	47,895,724.93	318,202.97	33,581,171.36	0.00	110,197,550.06	(1,183,093,190.19)	(72,331,472.99)	(16,593,190.29)	(42,357,462.79)	14,630.85	(348,840,815.07)	(9,341,510.63)	0.00	0.00	0.00	(121,240,198.99)	\$0.00

Kentucky Employees' Health Plan – Status Report
 2nd Quarter, 2019
 Attachment B – Summary
 Page B-3

2017	PLAN YEAR 2012													TOTAL
	101	102	110	120	130	201	202	203	204	210	301	302	501	
	PREMIUMS	HRA WAIVER CONTRIBUTION	INTEREST INCOME	DRUG REBATES-ESI	TRANSFERS-ES&A (OTHER PLAN YEAR)	MEDICAL CLAIMS HUMANA	HUMANA ADMIN FEES	HRA EMBEDDED CLAIMS HUMANA	HRA WAIVER CLAIMS HUMANA	MEDICAL CLAIMS-ANTHEM	PHARMACY CLAIMS	EXPRESS SCRIPTS ADMIN FEES	OPERATING TRANSFER/REP LAOJ	
2016 Balance Forward	1,599,940,340.77	47,895,724.93	234,800.98	33,581,171.36	110,197,550.06	(1,183,542,801.86)	(72,331,473.00)	(16,563,180.29)	(42,357,452.79)	0.00	(346,840,615.06)	(9,341,510.63)	(102,315,834.41)	\$18,346,720.06
January-17	0.00	0.00	10,602.05	0.00	0.00	63,915.38	0.00	0.00	0.00	0.00	0.00	0.00	0.00	\$73,617.43
February-17	0.00	0.00	11,746.14	0.00	0.00	0.00	0.00	0.00	0.00	0.00	0.00	0.00	0.00	\$11,746.14
March-17	0.00	0.00	13,528.91	0.00	0.00	0.00	0.00	0.00	0.00	0.00	0.00	0.00	0.00	\$13,528.91
April-17	0.00	0.00	15,476.21	0.00	0.00	0.00	0.00	0.00	0.00	8,840.00	0.00	0.00	0.00	\$24,316.21
May-17	0.00	0.00	14,473.38	0.00	0.00	0.00	0.00	0.00	0.00	0.00	0.00	0.00	0.00	\$14,473.38
June-17	0.00	0.00	14,398.84	0.00	0.00	0.00	0.00	0.00	0.00	0.00	0.00	0.00	0.00	\$14,398.84
July-17	0.00	0.00	12.38	0.00	0.00	0.00	0.00	0.00	0.00	0.00	0.00	0.00	0.00	\$12.38
August-17	0.00	0.00	13.50	0.00	0.00	162,482.79	0.00	0.00	0.00	72.68	0.00	0.00	0.00	\$162,568.37
September-17	0.00	0.00	157.00	0.00	0.00	0.00	0.00	0.00	0.00	0.00	0.00	0.00	0.00	\$157.00
October-17	0.00	0.00	173.30	0.00	0.00	(1,796.77)	0.00	0.00	0.00	748.00	0.00	0.00	0.00	(\$975.47)
November-17	0.00	0.00	259.21	0.00	0.00	0.00	0.00	0.00	0.00	0.00	0.00	0.00	0.00	\$259.21
December-17	0.00	0.00	280.42	0.00	0.00	0.00	0.00	0.00	0.00	0.00	0.00	0.00	0.00	\$280.42
Plan Year Transactions to Date	1,599,940,340.77	47,895,724.93	315,922.32	33,581,171.36	110,197,550.06	(1,183,319,100.46)	(72,331,473.00)	(16,563,180.29)	(42,357,452.79)	9,660.68	(346,840,615.06)	(9,341,510.63)	(120,800,236.54)	\$175,801.35

Kentucky Employees' Health Plan – Status Report
 2nd Quarter, 2019
 Attachment B – Summary
 Page B-5

		PLAN YEAR 2012													TOTAL
2015		101	102	110	120	130	201	202	203	204	301	302	501	CASH TRANSACTIONS	
		PREMIUMS	HRA/WAIVER CONTRIBUTION	INTEREST INCOME	DRUG REBATES-ESCRIPTS	TRANSFERS/EROL/OTHER PLAN YEARS	MEDICAL CLAIMS	HUMANNA ADMIN FEES	HRA EMBEDDED CLAIMS	HRA WAIVER CLAIMS	PHARMACY CLAIMS	EXPRESS SCRIPTS ADMIN FEES	OPERATING TRANSFERS & ADJ.		
2014 Balance Forward		1,599,840,340.77	47,805,724.93	89,614.38	33,581,171.36	110,197,550.06	(1,185,012,189.28)	(72,317,630.36)	(16,579,873.31)	(42,319,577.74)	(346,837,737.26)	(9,341,129.26)	(9,315,834.41)	\$109,790,329.88	
January-15		0.00	0.00	6,448.84	0.00	0.00	175,439.45	0.00	(795.35)	556.65	0.07	(3.87)	0.00	\$181,645.79	
February-15		0.00	0.00	7,146.87	0.00	0.00	(57,818.33)	0.00	0.00	0.00	(3,812.05)	(230.00)	0.00	(\$54,714.51)	
March-15		0.00	0.00	9,442.43	0.00	0.00	202,617.77	(990.00)	0.00	0.00	3.14	(15.00)	0.00	\$211,058.34	
April-15		0.00	0.00	9,716.04	0.00	0.00	92,667.56	0.00	0.00	(365.00)	0.00	0.00	0.00	\$102,016.60	
May-15		0.00	0.00	9,333.77	0.00	0.00	(20,309.84)	(8,543.12)	0.00	(21.20)	0.00	(132.50)	0.00	(\$20,872.99)	
June-15		0.00	0.00	9,036.44	0.00	0.00	99,705.83	(3,283.92)	0.00	0.00	0.00	0.00	(93,000,000.00)	(\$92,864,541.55)	
July-15		0.00	0.00	1,723.34	0.00	0.00	141,499.02	0.00	(116.19)	(8,501.89)	0.00	0.00	0.00	\$134,604.28	
August-15		0.00	0.00	1,849.82	0.00	0.00	82,506.49	0.00	(111.19)	(4,720.66)	0.00	0.00	0.00	\$79,524.46	
September-15		0.00	0.00	1,573.33	0.00	0.00	(201,929.09)	0.00	0.00	(246.48)	0.00	0.00	0.00	(\$200,602.24)	
October-15		0.00	0.00	1,652.52	0.00	0.00	(8,978.90)	(4.01)	(653.27)	(6,519.42)	931.04	0.00	0.00	(\$13,470.04)	
November-15		0.00	0.00	1,731.80	0.00	0.00	60,506.48	0.00	0.00	0.00	0.00	0.00	0.00	\$62,238.28	
December-15		0.00	0.00	3,809.78	0.00	0.00	79,490.64	(21.59)	0.00	0.00	0.00	0.00	0.00	\$83,278.83	
Plan Year Transactions to Date		1,599,840,340.77	47,805,724.93	153,078.36	33,581,171.36	110,197,550.06	(1,184,996,960.30)	(72,331,473.00)	(16,581,649.31)	(42,339,365.74)	(346,840,615.05)	(9,341,510.63)	(102,315,834.41)	\$17,460,697.03	

Kentucky Employees' Health Plan – Status Report
 2nd Quarter, 2019
 Attachment B – Summary
 Page B-7

2013	PLAN YEAR 2012													TOTAL
	101	102	110	120	130	201	202	203	204	301	302	500	501	
	PREMIUMS	HRA WAIVER CONTRIBUTION	INTEREST INCOME	DRUG REBATES	TRANSFERS FROM OTHER PLANS/YEARS	MEDICAL CLAIMS	HUMANA ADMIN FEES	HRA SELECT CLAIMS	HRA WAIVER CLAIMS	PHARMACY CLAIMS	EXPRESS SCRIPTS ADMIN FEES	TRANSFERS TO OTHER PLAN YEARS	OPERATING TRANSFERS & AD	
2012 Balance Forward	1,532,116,948.31	47,791,374.93	55,527.24	15,552,460.50	0.00	(1,079,697,997.28)	(71,532,836.71)	(15,260,344.10)	(37,941,321.59)	(340,860,449.81)	(9,166,555.84)	0.00	(9,192,364.71)	\$32,464,441.03
January-13	66,421,106.81	9,450.00	4,307.68	0.00	0.00	(76,885,056.11)	0.00	(407,608.90)	(1,383,439.57)	(6,691,143.45)	(163,146.01)	0.00	(86,659.29)	(\$18,576,188.84)
February-13	430,241.46	5,250.00	4,550.03	0.00	0.00	(21,335,755.60)	(209,880.10)	(169,484.78)	(666,980.55)	37,270.85	(7,250.91)	0.00	0.00	(\$2,193,039.60)
March-13	747,225.35	(2.68)	(1,163.92)	0.00	0.00	(6,843,659.91)	(446,694.16)	(395,028.68)	(1,125,285.69)	(19,148.52)	(723.98)	0.00	0.00	(\$8,084,122.19)
April-13	(379,222)	(347.32)	(2,894.80)	8,588,953.09	0.00	(4,539,473.95)	(35,999.14)	(540,343.04)	(1,145,073.24)	(6,931.34)	(742.16)	0.00	0.00	\$2,116,866.88
May-13	(318.85)	20,959.92	(1,811.71)	0.00	0.00	(2,624,459.00)	(25,226.37)	(66,565.95)	(136,665.53)	(18,170.00)	(178.82)	0.00	0.00	(\$2,652,436.31)
June-13	518.06	(20,959.92)	(1,555.69)	9,430,603.62	0.00	2,900,988.31	0.00	429.10	2,504.65	403.21	(345.50)	0.00	0.00	\$12,312,583.84
July-13	(2,027.16)	0.00	(390.07)	0.00	0.00	(530,123.94)	(16,272.95)	(1,364.84)	(16,388.26)	(10,680.16)	(510.00)	0.00	0.00	(\$597,757.38)
August-13	(4,323.19)	0.00	(487.02)	0.00	0.00	160,191.26	(5,212.32)	4,201.81	10,857.63	6,608.11	(503.82)	0.00	0.00	\$171,340.46
September-13	125,503.82	0.00	(548.71)	(302,712.23)	0.00	(893,016.89)	(17,232.89)	39,613.72	49,578.91	(679.98)	(80.00)	0.00	0.00	(\$999,574.25)
October-13	229.00	0.00	(495.19)	0.00	0.00	135,041.89	(9,874.47)	(1,444.23)	(1,289.35)	1,530.38	(31.46)	0.00	0.00	\$121,667.57
November-13	2,198.38	0.00	(357.70)	0.00	0.00	290,892.39	0.00	(407.30)	(2,890.11)	0.00	(12.50)	0.00	0.00	\$289,423.16
December-13	71.04	0.00	(411.54)	0.00	0.00	1,255,715.22	(2,319.76)	8,226.36	6,278.43	0.00	0.00	0.00	0.00	\$1,267,539.75
Plan Year Transactions to Date	1,599,837,084.81	47,805,724.93	54,248.60	33,269,304.98	0.00	(1,188,138,105.61)	(72,301,788.87)	(16,590,120.83)	(42,352,116.18)	(346,961,390.71)	(9,340,081.00)	0.00	(9,273,024.00)	(\$4,010,243.88)

203 The September 2013 expenses have been reduced by \$50,563.55 which is the net result of a refund from Humana in the amount of \$51,644.70 for claims overcharges and a payment to Humana for duplicated claims refunds in the amount of \$1,081.15.
 204 The September 2013 expenses have been reduced by \$64,346.13 which is the net result of a refund from Humana in the amount of \$71,011.17 for claims overcharges and a payment to Humana for duplicated claims refunds in the amount of \$6,665.04.

Kentucky Employees' Health Plan – Status Report
 2nd Quarter, 2019
 Attachment B – Summary
 Page B-9

2019	PLAN YEAR 2013														TOTAL
	101	102	110	120	121	130	201	202	203	204	210	301	302	501	
	PREMIUMS	HRA WAIVER CONTRIBUTION	INTEREST INCOME	DRUG REBATES-ESI	DRUG REBATES-CVS	TRANSFERS/ROM OTHER PLAN YEAR(S)	MEDICAL CLAIMS HUMANA	HUMAN ADMIN FEES	HRA REBATED CLAIMS HUMANA	HRA WAIVER CLAIMS HUMANA	MEDICAL ANTHEM	PHARMACY CLAIMS	EXPRESS SCRIPTS ADMIN FEES	CASH TRANSFER REPLACJ	CASH TRANSACTIONS
2018 Balance Forward	1,598,894,831.38	46,193,376.19	932,421.15	37,789,920.85	0.00	0.00	(1,192,628,954.76)	(72,183,914.89)	(17,108,797.79)	(41,570,967.25)	52,869.61	(346,232,764.41)	(9,200,536.34)	(4,907,783.74)	\$0.00
January-19	0.00	0.00	0.00	0.00	0.00	0.00	0.00	0.00	0.00	0.00	0.00	0.00	0.00	0.00	\$0.00
February-19	0.00	0.00	0.00	0.00	0.00	0.00	0.00	0.00	0.00	0.00	0.00	0.00	0.00	0.00	\$0.00
March-19	0.00	0.00	0.00	0.00	0.00	0.00	0.00	0.00	0.00	0.00	0.00	0.00	0.00	0.00	\$0.00
April-19	0.00	0.00	0.00	0.00	0.00	0.00	0.00	0.00	0.00	0.00	0.00	0.00	0.00	0.00	\$0.00
May-19	0.00	0.00	0.00	0.00	0.00	0.00	0.00	0.00	0.00	0.00	0.00	0.00	0.00	0.00	\$0.00
June-19	0.00	0.00	0.00	0.00	0.00	0.00	0.00	0.00	0.00	0.00	0.00	0.00	0.00	0.00	\$0.00
July-19	0.00	0.00	0.00	0.00	0.00	0.00	0.00	0.00	0.00	0.00	0.00	0.00	0.00	0.00	\$0.00
August-19	0.00	0.00	0.00	0.00	0.00	0.00	0.00	0.00	0.00	0.00	0.00	0.00	0.00	0.00	\$0.00
September-19	0.00	0.00	0.00	0.00	0.00	0.00	0.00	0.00	0.00	0.00	0.00	0.00	0.00	0.00	\$0.00
October-19	0.00	0.00	0.00	0.00	0.00	0.00	0.00	0.00	0.00	0.00	0.00	0.00	0.00	0.00	\$0.00
November-19	0.00	0.00	0.00	0.00	0.00	0.00	0.00	0.00	0.00	0.00	0.00	0.00	0.00	0.00	\$0.00
December-19	0.00	0.00	0.00	0.00	0.00	0.00	0.00	0.00	0.00	0.00	0.00	0.00	0.00	0.00	\$0.00
Plan Year Transactions to Date	1,598,894,831.38	46,193,376.19	932,421.15	37,789,920.85	0.00	0.00	(1,192,628,954.76)	(72,183,914.89)	(17,108,797.79)	(41,570,967.25)	52,869.61	(346,232,764.41)	(9,200,536.34)	(4,907,783.74)	\$0.00

Kentucky Employees' Health Plan – Status Report
 2nd Quarter, 2019
 Attachment B – Summary
 Page B-11

2017	PLAN YEAR 2013												TOTAL
	101	102	110	120	201	202	203	204	210	301	302	501	
	PREMIUMS	HRA WAIVER CONTRIBUTION	INTEREST INCOME	DRUG REBATES-ESI	MEDICAL CLAIMS HUMANA	HUMANA ADMIN FEES	HRA EMBEDDED CLAIMS HUMANA	HRA WAIVER CLAIMS HUMANA	MEDICAL CLAIMS ANTHEM	PHARMACY CLAIMS	EXPRESS SCRIPTS ADMIN FEES	OPERATING TRANSFER/EXP & ADJ	
2016 Balance Forward	1,598,884,851.38	46,193,376.19	534,437.31	37,769,920.85	(1,193,076,762.50)	(72,183,914.89)	(17,108,797.79)	(41,570,957.25)	6,546.26	(346,232,784.41)	(9,200,536.34)	86,369,309.77	\$90,384,670.58
January-17	0.00	0.00	52,230.75	0.00	52,867.32	0.00	0.00	0.00	0.00	0.00	0.00	0.00	\$105,098.07
February-17	0.00	0.00	57,702.82	0.00	0.00	0.00	0.00	0.00	4,575.00	0.00	0.00	0.00	\$62,277.82
March-17	0.00	0.00	66,464.04	0.00	0.00	0.00	0.00	0.00	63.03	0.00	0.00	0.00	\$66,527.07
April-17	0.00	0.00	76,030.66	0.00	0.00	0.00	0.00	0.00	0.00	0.00	0.00	0.00	\$76,030.66
May-17	0.00	0.00	71,069.99	0.00	19,951.07	0.00	0.00	0.00	0.00	0.00	0.00	0.00	\$90,631.06
June-17	333.57	0.00	70,719.21	0.00	0.00	0.00	0.00	0.00	0.00	0.00	0.00	(90,785,235.26)	(\$90,714,162.48)
July-17	(333.57)	0.00	61.08	0.00	333.57	0.00	0.00	0.00	0.00	0.00	0.00	0.00	\$61.08
August-17	0.00	0.00	66.66	0.00	124,421.34	0.00	0.00	0.00	6,250.00	0.00	0.00	0.00	\$130,738.00
September-17	0.00	0.00	179.05	0.00	0.00	0.00	0.00	0.00	3,274.83	0.00	0.00	0.00	\$3,453.88
October-17	0.00	0.00	200.86	0.00	(5,243.41)	0.00	0.00	0.00	0.00	0.00	0.00	0.00	(\$5,042.55)
November-17	0.00	0.00	294.51	0.00	1,110.54	0.00	0.00	0.00	0.00	0.00	0.00	0.00	\$1,405.05
December-17	0.00	0.00	320.37	0.00	0.00	0.00	0.00	0.00	138.49	0.00	0.00	0.00	\$458.86
Plan Year Transactions to Date	1,598,884,851.38	46,193,376.19	923,777.31	37,769,920.85	(1,192,883,712.07)	(72,183,914.89)	(17,108,797.79)	(41,570,957.25)	20,846.61	(346,232,784.41)	(9,200,536.34)	(4,415,925.49)	\$202,127.10

Kentucky Employees' Health Plan – Status Report
 2nd Quarter, 2019
 Attachment B – Summary
 Page B-13

PLAN YEAR 2013													
2015	101	102	110	120	201	202	203	204	210	301	302	501	TOTAL
	PREMIUMS	HRA WAIVER CONTRIBUTION	INTEREST INCOME	DRUG REBATES-ESCRIPTS	MEDICAL CLAIMS	HUMANANA ADMIN FEES	HRA EMBEDDED CLAIMS	HRA WAIVER CLAIMS	MEDICAL CLAIMS-ANTHEM	PHARMACY CLAIMS	EXPRESS SCRIPTS ADMIN FEES	OPERATING TRANSFEREXP & ADJ	CASH TRANSACTIONS
2014 Balance Forward	1,598,884,831.38	46,193,376.19	89,162.16	37,769,920.85	(1,194,776,188.92)	(72,291,381.68)	(17,110,444.18)	(41,571,659.95)	0.00	(346,261,300.28)	(9,198,798.13)	681,565.47	\$2,408,880.91
January-15	0.00	0.00	142.03	0.00	431,066.75	0.00	949.18	6,660.14	0.00	2,288.06	(24.03)	0.00	\$41,082.13
February-15	0.00	0.00	185.19	0.00	(477,855.59)	(1,725.14)	0.00	0.00	0.00	(17,987.78)	(1,601.28)	0.00	(\$498,764.60)
March-15	0.00	0.00	244.70	0.00	307,722.49	(3,613.80)	0.00	0.00	0.00	6,691.53	(76.61)	0.00	\$310,968.31
April-15	0.00	0.00	235.34	0.00	846,201.75	(5,287.20)	0.00	0.00	0.00	0.00	0.00	0.00	\$841,149.89
May-15	0.00	0.00	296.65	0.00	(377,819.70)	(8,245.45)	1,820.48	7,060.88	0.00	0.00	(21.29)	0.00	(\$576,908.43)
June-15	0.00	0.00	256.35	0.00	96,823.41	131,918.36	0.00	0.00	0.00	0.00	(15.00)	0.00	\$228,983.12
July-15	0.00	0.00	333.96	0.00	971,491.85	0.00	0.00	0.00	0.00	0.00	0.00	0.00	\$971,825.79
August-15	0.00	0.00	358.46	0.00	(49,634.88)	(4,612.85)	0.00	0.00	0.00	0.00	0.00	0.00	(\$53,889.27)
September-15	0.00	0.00	385.55	0.00	(861,808.20)	(313.05)	0.00	0.00	0.00	0.00	0.00	85,687,746.30	\$85,126,008.60
October-15	0.00	0.00	8,525.42	0.00	(710.62)	(530.61)	0.00	0.00	0.00	37,524.06	0.00	0.00	\$44,808.25
November-15	0.00	0.00	8,945.89	0.00	103,061.38	68.68	0.00	0.00	0.00	0.00	0.00	0.00	\$112,075.95
December-15	0.00	0.00	19,634.11	0.00	82,121.01	(71.32)	0.00	0.00	0.00	0.00	0.00	0.00	\$101,683.80
Plan Year Transactions to Date	1,598,884,831.38	46,193,376.19	128,703.81	37,769,920.85	(1,193,405,509.29)	(72,183,794.66)	(17,107,674.52)	(41,557,958.93)	0.00	(346,232,794.41)	(9,200,596.34)	86,569,309.77	\$89,657,904.45

501 Prior to the September 2015 report the plan year 2013 balance included ERRP funds in the amount of \$10,159,793.00 and plan year 2014 included ERRP funds in the amount of \$85,687,746.30. The September 2015 report includes an entry transferring ERRP funds in the amount of \$85,687,746.30 from plan year 2014 to plan year 2013. Per ERRP guidelines concerning maintenance of contribution, it was determined to use all ERRP funds for claims incurred in plan year 2013. Specifically, KCHP had claims of approximately \$130 million incurred in plan year 2013 but paid in plan year 2014. The plan year 2014 balance now includes no ERRP funds and the plan year 2013 balance includes ERRP funds in the amount of \$95,847,539.30.

Kentucky Employees' Health Plan – Status Report
 2nd Quarter, 2019
 Attachment B – Summary
 Page B-15

PLAN YEAR 2013														
2013	101 PREMIUMS	102 CONTRIBUTION	110 INTEREST	120 DRUG REBATES	130 ERRP/OTHER	201 MEDICAL CLAIMS	302 HUMANA ADMIN FEES	303 HRA SELECT CLAIMS	304 HRA WAIVER CLAIMS	501 PHARMACY CLAIMS	503 EXPRESS	500 OTHER PLAN	501 TRANSFERRED &	TOTAL CASH
2012 Balance	0.00	0.00	0.00	0.00	0.00	0.00	0.00	0.00	0.00	0.00	0.00	0.00	0.00	\$0.00
January-13	681,443,104.47	3,896,142.88	0.00	0.00	(24,391,801.37)	(5,813,983.54)	(1,490,177.99)	(3,070,020.72)	(3,070,020.72)	(25,373,653.71)	(521,631.71)	0.00	(2,057,300.00)	\$9,320,676.31
February-13	133,018,873.82	3,890,760.30	1,320.05	0.00	(72,563,728.72)	(3,812,964.61)	(1,590,383.86)	(3,239,528.86)	(3,239,528.86)	(26,604,891.63)	(744,105.42)	0.00	5,778,566.70	\$32,133,617.77
March-13	130,715,440.97	3,894,458.10	6,017.36	0.00	(82,001,826.68)	(3,821,602.35)	(1,719,695.08)	(3,568,088.26)	(3,568,088.26)	(26,521,898.58)	(738,400.84)	0.00	5,755,545.08	\$19,987,947.92
April-13	132,577,415.72	3,919,850.22	11,026.91	0.00	(95,482,679.08)	(3,988,858.01)	(1,719,677.11)	(3,784,878.95)	(3,784,878.95)	(25,080,093.03)	(705,330.41)	0.00	5,731,422.62	\$14,642,674.49
May-13	136,886,674.07	4,142,786.74	7,587.54	0.00	(87,011,148.02)	(3,971,157.33)	(1,341,570.53)	(3,373,026.71)	(3,373,026.71)	(26,727,065.13)	(811,833.62)	0.00	5,721,704.14	\$2,385,384.91
June-13	118,632,875.86	3,316,380.37	7,745.88	0.00	(103,087,599.46)	(6,168,607.49)	(1,497,741.86)	(3,862,501.02)	(3,862,501.02)	(32,382,673.90)	(684,503.07)	0.00	8,673,443.42	\$16,160,304.64
July-13	150,893,611.84	4,169,930.69	6,945.49	0.00	(107,385,933.15)	(3,961,421.65)	(1,146,822.94)	(3,063,185.96)	(3,063,185.96)	(25,888,297.37)	(812,117.27)	0.00	0.00	(87,243,441.54)
August-13	133,241,742.48	3,763,276.15	8,918.17	0.00	(88,786,058.33)	(11,591,988.33)	(1,028,723.40)	(2,699,909.08)	(2,699,909.08)	(26,214,331.80)	(712,735.11)	0.00	(33,205.50)	\$12,779,389.62
September-13	131,014,807.22	3,710,447.46	9,555.72	9,021,550.77	0.00	(108,872,004.96)	(544,134.11)	(1,119,636.12)	(2,857,537.40)	(34,275,693.92)	(725,594.47)	0.00	(2,117,509.79)	(\$1,003,469.51)
October-13	132,680,129.20	3,818,531.80	8,372.46	0.00	(102,345,802.19)	(5,781,719.32)	(918,087.80)	(2,789,485.06)	(2,789,485.06)	(27,228,270.39)	(127,260.23)	0.00	0.00	\$3,397,664.07
November-13	130,272,794.65	3,813,602.82	5,517.28	8,496,374.45	0.00	(105,434,029.32)	(6,026,340.42)	(1,081,872.96)	(2,541,063.85)	(28,227,073.37)	(534,922.06)	0.00	(30,015,854.88)	(\$34,707,214.83)
December-13	135,296,577.57	3,850,383.66	6,983.00	0.00	0.00	0.00	0.00	0.00	0.00	0.00	0.00	0.00	0.00	\$50,695,433.23
Plan Year Transactions to Date	1,533,384,047.87	46,186,351.19	79,790.06	17,517,925.22	0.00	(11,076,115,537.17)	(71,308,826.85)	(16,148,358.49)	(38,184,591.64)	(337,129,949.87)	(7,962,611.78)	0.00	377,394.69	

501 The plan year 2013 balance includes ERRP funds transferred from the 2512 fund in the amount of \$10,159,793.00
 1 The September 2013 Humana Admin Fees (202) balance is overstated \$5,693,175.58. A Revenue department intercept placed on Humana payments caused a payment to be voided and reissued. The initial payment document was not voided until October 1, 2013. If the initial document had been voided in September 2013 the Humana Admin Fees balance would have been \$5,898,812.75 and the September 2013 Total Cash Transactions balance would have been \$18,472,565.20.
 2 The Humana administrative fees payment voided in September 2013 was deposited on October 1, 2013. This reversal transaction decreased the Humana Administrative Fees (202) balance by \$5,693,175.58.

Kentucky Employees' Health Plan – Status Report
 2nd Quarter, 2019
 Attachment B – Summary
 Page B-17

PLAN YEAR 2014														TOTAL			
2018	101	102	110	120	121	130	201	202	203	204	210	213	214	301	302	501	CASH TRANSACTIONS
	PREMIUMS	HRAVAMER CONTRIBUTION	INTEREST INCOME	DRUG REBATES-ESI	DRUG REBATES-COB	TRANSFER/ZZZZL SUBSTITUTION	MEDICAL CLAIMS HUMANA	HUMANA ADMIN FEES	HRA EMBEDDED CLAIMS HUMANA	HRAVAMER CLAIMS HUMANA	MEDICAL CLAIMS-ANTHEM	HRA EMBEDDED CLAIMS-VWV	HRAVAMER CLAIMS-VWV	PHARMACY CLAIMS	EXPRESS SCRIPTS ADMIN FEES	OPERATING TRANSACTIONS & ADJ.	
2017 Balance Forward	1,612,668,703.39	46,543,245.35	884,876.72	49,057,832.31	0.00	0.00	(1,094,666,883.89)	(72,311,737.66)	(38,123,110.74)	(39,872,566.15)	26,019.49	(1,004,438.36)	(2,463,546.07)	(322,296,656.59)	(11,927,462.29)	(137,086,003.53)	\$1,169,215.66
January-18	0.00	0.00	897.01	0.00	0.00	0.00	(179,882.32)	0.00	0.00	0.00	0.00	0.00	0.00	0.00	1,434.48	0.00	(\$177,750.43)
February-18	0.00	0.00	1,167.39	0.00	0.00	0.00	0.00	0.00	0.00	0.00	106.69	0.00	0.00	0.00	0.00	0.00	\$1,276.08
March-18	0.00	0.00	1,334.70	26,881.46	0.00	0.00	(2,542.99)	0.00	0.00	0.00	36.91	190.75	0.00	0.00	0.00	0.00	\$25,901.23
April-18	0.00	0.00	1,513.35	0.00	0.00	0.00	0.00	0.00	0.00	0.00	0.00	0.00	0.00	0.00	0.00	0.00	\$1,513.35
May-18	0.00	0.00	1,568.01	43,316.61	0.00	0.00	43,300.96	0.00	0.00	0.00	30.16	0.00	0.00	0.00	0.00	0.00	\$68,155.74
June-18	0.00	0.00	0.00	0.00	0.00	0.00	0.00	0.00	0.00	0.00	0.00	0.00	0.00	0.00	0.00	0.00	(\$1,099,311.43)
July-18	0.00	0.00	0.00	0.00	0.00	0.00	0.00	0.00	0.00	0.00	0.00	0.00	0.00	0.00	0.00	0.00	\$0.00
August-18	0.00	0.00	0.00	0.00	0.00	0.00	0.00	0.00	0.00	0.00	0.00	0.00	0.00	0.00	0.00	0.00	\$0.00
September-18	0.00	0.00	0.00	0.00	0.00	0.00	0.00	0.00	0.00	0.00	0.00	0.00	0.00	0.00	0.00	0.00	\$0.00
October-18	0.00	0.00	0.00	0.00	0.00	0.00	0.00	0.00	0.00	0.00	0.00	0.00	0.00	0.00	0.00	0.00	\$0.00
November-18	0.00	0.00	0.00	0.00	0.00	0.00	0.00	0.00	0.00	0.00	0.00	0.00	0.00	0.00	0.00	0.00	\$0.00
December-18	0.00	0.00	0.00	0.00	0.00	0.00	0.00	0.00	0.00	0.00	0.00	0.00	0.00	0.00	0.00	0.00	\$0.00
Plan Year Transactions to Date	1,612,668,703.39	46,543,245.35	891,099.18	49,128,030.39	0.00	0.00	(1,085,006,007.94)	(72,311,737.66)	(38,123,110.74)	(39,872,566.15)	26,189.25	(1,003,347.63)	(2,463,546.07)	(322,296,656.59)	(11,926,027.81)	(138,164,364.96)	(\$9.00)

Kentucky Employees' Health Plan – Status Report
 2nd Quarter, 2019
 Attachment B – Summary
 Page B-19

2016	PLAN YEAR 2014													TOTAL	
	101	102	110	120	201	202	203	204	210	213	214	301	302		501
	PREMIUMS	HRA WAIVER CONTRIBUTION	INTEREST INCOME	DRUG REBATES-ESI	MEDICAL CLAIMS HUMANA	HUMANA ADMIN. FEES	HRA EMBEDDED CLAIMS HUMANA	HRA WAIVER CLAIMS HUMANA	MEDICAL CLAIMS-ASTHMA	HRA EMBEDDED CLAIMS-ASTHMA	HRA WAIVER CLAIMS-WV	PHARMACY CLAIMS	EXPRESS SCRIPTS ADMIN. FEES	OPERATING TRANSFERS & ADJ.	CASH TRANSACTIONS
2015 Balance Forward	1,612,668,703.39	46,543,245.35	329,374.53	48,989,433.60	(1,087,242,247.51)	(72,299,977.13)	(96,308,728.42)	(40,040,850.11)	0.00	(1,000,926.24)	(2,453,545.07)	(322,311,258.20)	(11,941,832.15)	(24,046,697.23)	\$10,639,075.79
January-16	0.00	0.00	23,965.13	0.00	1,277,869.83	0.00	86,069.10	87,216.69	0.00	0.00	0.00	3,978.63	12,763.70	0.00	\$1,791,863.08
February-16	0.00	0.00	34,028.84	0.00	(196,596.00)	(9,831.56)	0.00	0.00	0.00	0.00	0.00	0.00	0.00	0.00	(\$172,308.72)
March-16	0.00	0.00	38,694.07	0.00	(479,085.81)	0.00	0.00	0.00	0.00	0.00	0.00	0.00	0.00	0.00	(\$440,391.74)
April-16	0.00	0.00	46,527.35	0.00	(398,318.63)	0.00	0.00	0.00	0.00	0.00	0.00	0.00	0.00	0.00	(\$331,791.28)
May-16	0.00	0.00	34,193.42	0.00	(215,643.79)	(1,662.11)	0.00	525.45	0.00	0.00	0.00	0.00	0.00	158.17	(\$182,368.86)
June-16	0.00	0.00	37,952.80	0.00	(310,888.80)	0.00	0.00	0.00	0.00	0.00	0.00	10,892.98	240.00	(61,900,000.00)	(\$63,761,863.62)
July-16	0.00	0.00	19,850.70	0.00	(85,796.10)	(121.61)	(416.66)	(4,787.36)	0.00	0.00	0.00	0.00	0.00	0.00	(\$71,271.03)
August-16	0.00	0.00	19,715.94	0.00	982,926.04	(75.60)	(2,071.77)	(5,155.78)	0.00	0.00	0.00	0.00	0.00	0.00	\$1,010,891.87
September-16	0.00	0.00	20,204.48	0.00	183,285.39	(129.65)	0.00	(145.86)	0.00	0.00	0.00	0.00	0.00	0.00	\$203,215.36
October-16	0.00	0.00	19,383.28	0.00	24,354.28	0.00	(355.77)	0.00	0.00	0.00	0.00	0.00	0.00	0.00	\$43,281.79
November-16	0.00	0.00	22,489.96	0.00	844,266.55	0.00	0.00	0.00	3,170.14	0.00	0.00	0.00	0.00	0.00	\$110,086.65
December-16	0.00	0.00	22,686.11	0.00	(2,388.20)	0.00	(2,607.22)	(9,592.96)	521.11	0.00	0.00	0.00	0.00	0.00	\$8,818.82
Plan Year Transactions to Date	1,612,668,703.39	46,543,245.35	668,967.61	48,989,433.60	(1,086,078,014.53)	(72,311,737.66)	(38,123,110.74)	(39,972,569.15)	3,691.25	(1,000,926.24)	(2,453,545.07)	(322,296,656.99)	(11,928,828.45)	(87,863,969.88)	\$48,811,743.67

501
 Prior to the September 2015 report the plan year 2013 balance included ERFP funds in the amount of \$10,159,793.00 and plan year 2014 included ERFP funds in the amount of \$85,687,746.30. The September 2015 report includes an entry transferring ERFP funds in the amount of \$85,687,746.30 from plan year 2014 to plan year 2013. Per ERFP guidelines concerning maintenance of contribution, it was determined to use all ERFP funds for claims incurred in plan year 2013. Specifically, KEHP had claims of approximately \$130 million incurred in plan year 2013 but paid in plan year 2014. The plan year 2014 balance now includes no ERFP funds and the plan year 2013 balance includes ERFP funds in the amount of \$95,847,539.30.

Kentucky Employees' Health Plan – Status Report
 2nd Quarter, 2019
 Attachment B – Summary
 Page B-21

PLAN YEAR 2014														TOTAL
2014	101	102	110	120	130	201	202	203	204	301	302	500	501	CASH TRANSACTIONS
	PREMIUMS	HRA/WARER CONTRIBUTION	INTEREST INCOME	DRUG REBATES	TRANSFERS FROM OTHER PLAN YEAR(S)	MEDICAL CLAIMS	HUMAN ADMIN FEES	HRA SELECT CLAIMS	HRA WAWER CLAIMS	PHARMACY CLAIMS	EXPRESS SCRIPTS ADMIN FEES	TRANSFERS TO OTHER PLAN YEAR(S)	OPERATING TRANSPERF & ADJ	
2013 Balance Forward	0.00	0.00	0.00	0.00	0.00	0.00	0.00	0.00	0.00	0.00	0.00	0.00	0.00	\$0.00
January-14	69,101,990.14	3,787,362.36	0.00	0.00	0.00	(18,390,064.46)	(6,249,431.45)	(2,988,495.77)	(3,016,722.53)	(16,247,827.73)	(486,824.08)	0.00	(1,869,900.00)	\$23,641,172.48
February-14	135,065,465.71	3,859,916.28	6,569.89	0.00	0.00	(53,504,998.59)	(6,263,205.96)	(3,640,528.80)	(3,111,297.86)	(20,208,764.29)	(542,776.53)	0.00	29,034,679.96	\$81,126,080.91
March-14	135,333,812.18	3,895,117.96	9,216.25	0.00	0.00	(72,367,058.31)	(6,281,044.85)	(3,846,005.30)	(3,439,241.60)	(22,937,460.21)	(859,431.34)	0.00	13,368,046.88	\$42,676,951.65
April-14	132,223,489.21	3,936,236.96	9,975.94	0.00	0.00	(88,214,346.37)	(6,860,955.35)	(3,789,131.81)	(3,532,040.68)	(28,885,023.99)	(1,063,589.63)	0.00	12,156,907.37	\$15,881,911.67
May-14	134,947,560.50	3,912,530.54	10,774.34	0.00	0.00	(75,890,132.73)	(6,587,866.50)	(3,311,115.40)	(3,375,746.63)	(23,789,226.56)	(760,712.01)	0.00	13,309,287.96	\$38,665,544.51
June-14	119,483,371.51	3,528,162.10	8,327.61	0.00	0.00	(84,769,323.04)	(6,634,848.96)	(3,090,944.49)	(3,435,402.32)	(26,477,797.19)	(1,251,633.20)	0.00	13,388,012.05	\$10,727,824.07
July-14	138,025,282.77	4,208,722.59	6,941.37	0.00	0.00	(83,773,688.83)	(6,143,204.50)	(3,089,719.36)	(3,790,277.99)	(32,033,304.86)	(934,909.90)	0.00	(2,742,674.46)	(\$286,833.17)
August-14	148,575,154.11	3,769,939.46	12,125.51	0.00	0.00	(90,663,113.99)	(6,670,893.44)	(2,457,381.86)	(2,655,044.60)	(25,106,806.68)	(932,385.79)	0.00	(19,330.00)	\$23,512,259.72
September-14	129,714,724.19	3,714,683.48	15,558.74	10,974,842.57	0.00	(97,315,021.30)	(6,867,388.73)	(2,438,965.49)	(2,761,486.11)	(32,370,296.06)	(872,509.55)	0.00	950,000.00	\$2,743,941.75
October-14	134,700,273.21	3,910,919.84	18,477.14	0.00	0.00	(107,504,469.32)	(6,486,827.40)	(2,237,186.80)	(2,877,057.42)	(27,276,971.21)	(1,124,614.08)	0.00	(1,772,100.00)	(\$10,649,756.04)
November-14	127,960,832.20	3,999,599.95	14,167.93	11,648,160.73	0.00	(90,172,751.79)	(6,491,741.20)	(1,833,514.30)	(2,566,650.93)	(27,079,390.63)	(894,587.88)	0.00	349,995.00	\$14,834,109.08
December-14	134,306,436.19	4,010,478.67	19,814.83	0.00	0.00	(112,177,659.18)	(588,106.96)	(2,594,062.70)	(3,921,096.96)	(35,961,656.36)	(889,779.73)	0.00	(1,154,000.00)	(\$18,929,951.80)
Plan Year Transactions to Date	1,539,869,384.92	46,533,540.19	131,948.55	22,622,803.30	0.00	(984,742,627.91)	(72,105,124.80)	(35,357,080.07)	(38,782,068.61)	(318,374,631.77)	(10,816,533.72)	0.00	74,981,924.76	\$223,962,534.84

Kentucky Employees' Health Plan – Status Report
 2nd Quarter, 2019
 Attachment B – Summary
 Page B-23

2019	PLAN YEAR 2015												TOTAL
	214	215	216	217	301	302	310	311	500	501	501	501	
	HRA WAIVER CLAIMS-WW	ANTHEM ADMIN	WAGE WORKS ADMIN	MDX MEDICAL ADMIN- COMPASS	PHARMACY CLAIMS-ESI	EXPRESS SCRIPTS ADMIN FEES	PHARMACY CLAIMS-CVS	CVS ADMIN	TRANSFERS TO OTHER PLAN YEAR(S)	OPERATING TRANSFERS & ADJ	OPERATING TRANSFERS & ADJ	CASH TRANSACTIONS	
2018 Balance Forward	(37,792,940.75)	(47,106,337.22)	(4,428,390.49)	(944,432.44)	(91.70)	(82,924.69)	(323,360,201.29)	(5,986,803.15)	(13,478.00)	(325,676,450.49)		\$0.00	
January-19	0.00	0.00	0.00	0.00	0.00	0.00	0.00	0.00	0.00	0.00	0.00	\$0.00	
February-19	0.00	0.00	0.00	0.00	0.00	0.00	0.00	0.00	0.00	0.00	0.00	\$0.00	
March-19	0.00	0.00	0.00	0.00	0.00	0.00	0.00	0.00	0.00	0.00	0.00	\$0.00	
April-19	0.00	0.00	0.00	0.00	0.00	0.00	0.00	0.00	0.00	0.00	0.00	\$0.00	
May-19	0.00	0.00	0.00	0.00	0.00	0.00	0.00	0.00	0.00	0.00	0.00	\$0.00	
June-19	0.00	0.00	0.00	0.00	0.00	0.00	0.00	0.00	0.00	0.00	0.00	\$0.00	
July-19	0.00	0.00	0.00	0.00	0.00	0.00	0.00	0.00	0.00	0.00	0.00	\$0.00	
August-19	0.00	0.00	0.00	0.00	0.00	0.00	0.00	0.00	0.00	0.00	0.00	\$0.00	
September-19	0.00	0.00	0.00	0.00	0.00	0.00	0.00	0.00	0.00	0.00	0.00	\$0.00	
October-19	0.00	0.00	0.00	0.00	0.00	0.00	0.00	0.00	0.00	0.00	0.00	\$0.00	
November-19	0.00	0.00	0.00	0.00	0.00	0.00	0.00	0.00	0.00	0.00	0.00	\$0.00	
December-19	0.00	0.00	0.00	0.00	0.00	0.00	0.00	0.00	0.00	0.00	0.00	\$0.00	
Plan Year Transactions to Date	(37,792,940.75)	(47,106,337.22)	(4,428,390.49)	(944,432.44)	(91.70)	(82,924.69)	(323,360,201.29)	(5,986,803.15)	(13,478.00)	(325,676,450.49)		\$0.00	

Kentucky Employees' Health Plan – Status Report
 2nd Quarter, 2019
 Attachment B – Summary
 Page B-25

PLAN YEAR 2015													TOTAL
2018	214	215	216	217	301	302	310	311	500	501	CASH TRANSACTIONS		
	HRA WAIVER CLAIMS- WVW	ANTHEM ADMIN	WAGE WORKS ADMIN	MDX MEDICAL ADMIN- COMPASS	PHARMACY CLAIMS ESI	EXPRESS SCRIPTS ADMIN FEES	PHARMACY CLAIMS- CVS	CVS ADMIN	TRANSFERS TO OTHER PLAN YEARS	OPERATING TRANSFEREXP & ADJ			
2017 Balance Forward	(37,793,072.70)	(47,106,337.22)	(4,428,390.49)	(944,432.44)	(91.70)	(82,924.69)	(323,360,806.99)	(5,966,724.50)	0.00	(50,246,704.41)	\$272,435,905.15		
January-18	0.00	0.00	0.00	0.00	0.00	0.00	(158.76)	(3.80)	0.00	0.00	\$1,075,595.14		
February-18	0.00	0.00	0.00	0.00	0.00	0.00	0.00	(24.00)	0.00	0.00	\$367,784.13		
March-18	131.95	0.00	0.00	0.00	0.00	0.00	1,680.73	0.00	0.00	0.00	\$413,516.20		
April-18	0.00	0.00	0.00	0.00	0.00	0.00	(386.76)	(14.85)	0.00	0.00	\$609,087.40		
May-18	0.00	0.00	0.00	0.00	0.00	0.00	(230.26)	(30.00)	0.00	35,222.28	\$562,070.34		
June-18	0.00	0.00	0.00	0.00	0.00	0.00	(299.25)	(6.00)	(13,478.00)	(275,464,968.36)	(\$275,464,968.36)		
July-18	0.00	0.00	0.00	0.00	0.00	0.00	0.00	0.00	0.00	0.00	\$0.00		
August-18	0.00	0.00	0.00	0.00	0.00	0.00	0.00	0.00	0.00	0.00	\$0.00		
September-18	0.00	0.00	0.00	0.00	0.00	0.00	0.00	0.00	0.00	0.00	\$0.00		
October-18	0.00	0.00	0.00	0.00	0.00	0.00	0.00	0.00	0.00	0.00	\$0.00		
November-18	0.00	0.00	0.00	0.00	0.00	0.00	0.00	0.00	0.00	0.00	\$0.00		
December-18	0.00	0.00	0.00	0.00	0.00	0.00	0.00	0.00	0.00	0.00	\$0.00		
Plan Year Transactions to Date	(37,792,940.75)	(47,106,337.22)	(4,428,390.49)	(944,432.44)	(91.70)	(82,924.69)	(323,360,201.29)	(5,966,803.15)	(13,478.00)	(325,676,450.49)	\$0.00		

Kentucky Employees' Health Plan – Status Report
 2nd Quarter, 2019
 Attachment B – Summary
 Page B-27

2017	PLAN YEAR 2015												TOTAL
	214	215	216	217	301	302	310	311	500	501	501	501	
	HRA WAIVER CLAIMS- WWW	ANTHEM ADMIN	WAGE WORKS ADMIN	MDX MEDICAL ADMIN COMPASS	PHARMACY CLAIMS ESI	EXPRESS SCRIPTS ADMIN FEES	PHARMACY CLAIMS- CVS	CVS ADMIN	TRANSFERS TO OTHER PLAN YEARS	OPERATING TRANSFER & ADJ	OPERATING TRANSFER & ADJ	CASH TRANSACTIONS	
2016 Balance Forward	(37,800,160.82)	(47,106,337.22)	(4,428,390.49)	(944,432.44)	(91.70)	(82,924.69)	(323,322,079.54)	(5,985,320.85)	0.00	(21,187,486.25)	(21,187,486.25)	\$297,227,939.34	
January-17	(8.86)	0.00	0.00	0.00	0.00	0.00	(1,305.60)	(298.05)	0.00	0.00	0.00	\$878,042.65	
February-17	(1,475.00)	0.00	0.00	0.00	0.00	0.00	(5,984.49)	(24.45)	0.00	0.00	0.00	\$786,042.51	
March-17	(17.21)	0.00	0.00	0.00	0.00	0.00	(8.88)	(48.70)	0.00	0.00	0.00	\$220,238.07	
April-17	(3.49)	0.00	0.00	0.00	0.00	0.00	(603.92)	(31.00)	0.00	0.00	0.00	\$260,001.99	
May-17	0.00	0.00	0.00	0.00	0.00	0.00	0.00	(2.65)	0.00	0.00	0.00	\$1,136,695.84	
June-17	(3.00)	0.00	0.00	0.00	0.00	0.00	(28,155.30)	(827.30)	0.00	(29,059,218.16)	(29,059,218.16)	(\$28,904,633.65)	
July-17	0.00	0.00	0.00	0.00	0.00	0.00	(136.21)	(28.50)	0.00	0.00	0.00	\$265,519.74	
August-17	(1.96)	0.00	0.00	0.00	0.00	0.00	(4.96)	0.00	0.00	0.00	0.00	\$222,126.55	
September-17	3,795.49	0.00	0.00	0.00	0.00	0.00	(397.42)	(2.30)	0.00	0.00	0.00	(\$112,797.72)	
October-17	1,166.40	0.00	0.00	0.00	0.00	0.00	(1,089.77)	7.80	0.00	0.00	0.00	\$321,331.85	
November-17	3,635.77	0.00	0.00	0.00	0.00	0.00	(30.90)	(21.00)	0.00	0.00	0.00	\$40,715.42	
December-17	0.00	0.00	0.00	0.00	0.00	0.00	0.00	(27.50)	0.00	0.00	0.00	\$95,682.56	
Plan Year Transactions to Date	(37,793,072.70)	(47,106,337.22)	(4,428,390.49)	(944,432.44)	(91.70)	(82,924.69)	(323,360,806.99)	(5,986,724.50)	0.00	(50,246,704.41)	(50,246,704.41)	\$272,436,905.15	

Kentucky Employees' Health Plan – Status Report
 2nd Quarter, 2019
 Attachment B – Summary
 Page B-29

2016	PLAN YEAR 2015													TOTAL
	214	215	216	217	301	302	310	311	500	501	CASH TRANSACTIONS			
	HRA/WAIVER CLAIMS-VVV	ANTHEM ADMIN	WAGE WORKS ADMIN	MDX MEDICAL ADMIN COMPASS	PHARMACY CLAIMS ESI	EXPRESS SCRIPTS ADMIN FEES	PHARMACY CLAIMS-CVS	CVS ADMIN	TRANSFERS TO OTHER PLAN YEARS	OPERATING TRANSFER/EP & ADJ				
2015 Balance Forward	(35,076,549.17)	(47,098,553.40)	(3,892,571.10)	(944,432.44)	(91.70)	(82,924.69)	(314,917,026.70)	(6,856,444.88)	0.00	(10,867,743.25)	\$313,613,733.96			
January-16	(1,421,609.25)	(7,501.86)	(535,819.39)	0.00	0.00	0.00	(7,913,816.92)	(267,477.82)	0.00	(7,341,114.00)	\$4,962,741.33			
February-16	(511,289.77)	(0.84)	0.00	0.00	0.00	0.00	9,049.67	(146,140.82)	0.00	0.00	(\$22,669,796.40)			
March-16	(434,066.59)	(0.84)	0.00	0.00	0.00	0.00	6,697.86	(27.80)	0.00	0.00	(\$11,514,053.81)			
April-16	(318,315.19)	(280.28)	0.00	0.00	0.00	0.00	1,974.80	(14.95)	0.00	0.00	\$10,173,391.66			
May-16	(3,735.41)	0.00	0.00	0.00	0.00	0.00	(12,192.29)	(331.15)	0.00	0.00	(\$1,330,128.59)			
June-16	(350.00)	0.00	0.00	0.00	0.00	0.00	19,051.15	(126.10)	0.00	(531,591.00)	(\$3,200,863.81)			
July-16	(33,378.40)	0.00	0.00	0.00	0.00	0.00	(141,220.60)	(3,009.10)	0.00	0.00	\$2,245,403.79			
August-16	(617.89)	0.00	0.00	0.00	0.00	0.00	(102,227.52)	1,295,615.97	0.00	0.00	\$463,735.99			
September-16	(241.89)	0.00	0.00	0.00	0.00	0.00	(73,583.84)	(1,689.35)	0.00	0.00	(\$590,417.83)			
October-16	(3.49)	0.00	0.00	0.00	0.00	0.00	(186,630.65)	0.00	0.00	0.00	\$8,855,445.56			
November-16	(3.77)	0.00	0.00	0.00	0.00	0.00	(108.57)	(5,513.20)	0.00	(2,447,038.00)	(\$3,566,499.99)			
December-16	0.00	0.00	0.00	0.00	0.00	0.00	(12,045.93)	(161.65)	0.00	0.00	(\$214,750.53)			
Plan Year Transactions to Date	(37,800,160.82)	(47,106,337.22)	(4,428,390.49)	(944,432.44)	(91.70)	(82,924.69)	(323,322,079.54)	(5,965,320.65)	0.00	(21,187,486.25)	\$257,227,939.34			

Kentucky Employees' Health Plan – Status Report
 2nd Quarter, 2019
 Attachment B – Summary
 Page B-31

2015	PLAN YEAR 2015											TOTAL
	214	215	216	217	301	302	310	311	500	501	CASH TRANSACTIONS	
	HRA/WAIVER CLAIMS-VWV	ANTHEM ADMIN	WAGE WORKS ADMIN	MDX MEDICAL ADMIN-COMPASS	PHARMACY CLAIMS	EXPRESS SCRIPTS ADMIN FEES	PHARMACY CLAIMS-CVS	CVS ADMIN	TRANSFERS TO OTHER PLAN YEARS	OPERATING TRANSFERS & ADJ		
2014 Balance Forward	0.00	0.00	0.00	0.00	0.00	0.00	0.00	0.00	0.00	0.00	(\$8,875,872.02)	
January-15	(2,361,688.95)	(3,959,780.88)	0.00	0.00	0.00	(82,499.70)	(16,505,691.92)	(185,060.30)	0.00	(3,747,100.00)	\$18,034,908.23	
February-15	(2,252,654.96)	(3,946,779.34)	(264,723.20)	(159,164.83)	0.00	(31.85)	(21,010,298.92)	(223,802.65)	0.00	(500,000.00)	\$63,378,645.01	
March-15	(2,523,152.70)	(3,957,323.04)	(186,966.23)	(79,536.04)	0.00	0.00	(20,669,650.10)	(624,094.55)	0.00	(750,000.00)	\$44,572,209.83	
April-15	(2,788,532.30)	(3,958,477.47)	(46,345.88)	(79,362.20)	(91.70)	(393.14)	(26,962,391.65)	(1,029,240.79)	0.00	(2,706,500.00)	\$37,217,189.40	
May-15	(2,236,586.28)	(3,949,071.24)	(918,231.40)	(79,197.37)	0.00	0.00	(18,393,023.25)	(502,386.25)	0.00	0.00	\$33,258,360.20	
June-15	(2,679,934.20)	(3,932,177.66)	13,107.40	(78,937.14)	0.00	0.00	(34,303,655.47)	(728,195.28)	0.00	(5.00)	(\$11,082,267.71)	
July-15	(4,652,118.16)	(3,913,982.92)	(759,292.20)	(78,330.29)	0.00	0.00	(28,060,121.93)	(430,348.63)	0.00	(3,530,600.00)	\$54,621,056.41	
August-15	(3,421,983.84)	(3,877,037.48)	(336,079.59)	(77,797.11)	0.00	0.00	(27,477,313.62)	(468,890.34)	0.00	749,995.00	\$17,099,565.59	
September-15	(3,035,824.73)	(3,852,332.21)	(340,823.80)	(77,218.35)	0.00	0.00	(30,014,343.43)	(724,792.52)	0.00	750,000.00	\$16,510,187.34	
October-15	(2,979,022.61)	(3,896,211.90)	(343,363.40)	(78,313.33)	0.00	0.00	(29,707,240.25)	(358,640.95)	0.00	(603,700.00)	\$34,178,569.47	
November-15	(2,646,704.40)	(3,946,021.63)	(352,578.20)	(78,315.98)	0.00	0.00	(30,261,845.32)	(837,453.34)	0.00	(199,697.00)	\$17,198,474.94	
December-15	(3,498,235.04)	(3,909,357.63)	(355,274.60)	(78,259.80)	0.00	0.00	(31,531,450.84)	(743,539.28)	0.00	(330,136.25)	(\$2,487,302.73)	
Plan Year Transactions to Date	(35,076,549.17)	(47,098,553.40)	(3,892,571.10)	(944,632.44)	(91.70)	(82,924.69)	(314,917,026.70)	(6,856,444.88)	0.00	(10,867,743.25)	\$313,613,733.96	

Kentucky Employees' Health Plan – Status Report
 2nd Quarter, 2019
 Attachment B – Summary
 Page B-33

2019	PLAN YEAR 2016												
	101	102	110	120	121	130	201	202	203	204	210	213	
	PREMIUMS	HRA WAIVER CONTRIBUTION	INTEREST INCOME	DRUG REBATES- ESCRIPTS	DRUG REBATES- CVS	TRANSFERS/FORML OTHER PLAN TERS(S)	MEDICAL CLAIMS HUMANA	HUMANA ADMIN FEES	HRA EMBEDDED CLAIMS HUMANA	HRA WAIVER CLAIMS HUMANA	MEDICAL CLAIMS- ANTHEM	HRA EMBEDDED CLAIMS- VVV	
2019 Balance Forward	1,632,967,051.25	47,516,224.39	7,627,756.07	0.00	72,017,116.58	13,478.00	362,255.47	(13,652,574.51)	1,289.81	2,756.85	(966,440,697.90)	(43,353,232.87)	
January-19	0.00	0.00	493,113.46	0.00	100,020.35	0.00	0.00	0.00	0.00	0.00	47,966.71	198.18	
February-19	0.00	0.00	451,511.62	0.00	0.00	0.00	116,169.58	0.00	0.00	0.00	(3,217.72)	1,432.32	
March-19	0.00	0.00	426,947.55	0.00	0.00	0.00	0.00	0.00	0.00	0.00	(17,426.02)	(5.80)	
April-19	0.00	0.00	(1,371,572.64)	0.00	17,776.88	0.00	0.00	0.00	0.00	0.00	122,970.25	0.00	
May-19	0.00	0.00	0.00	0.00	0.00	0.00	171,020.08	0.00	0.00	0.00	80,861.25	0.00	
June-19	0.00	0.00	0.00	0.00	0.00	0.00	0.00	0.00	0.00	0.00	4,402.72	0.00	
July-19	0.00	0.00	0.00	0.00	0.00	0.00	0.00	0.00	0.00	0.00	0.00	0.00	
August-19	0.00	0.00	0.00	0.00	0.00	0.00	0.00	0.00	0.00	0.00	0.00	0.00	
September-19	0.00	0.00	0.00	0.00	0.00	0.00	0.00	0.00	0.00	0.00	0.00	0.00	
October-19	0.00	0.00	0.00	0.00	0.00	0.00	0.00	0.00	0.00	0.00	0.00	0.00	
November-19	0.00	0.00	0.00	0.00	0.00	0.00	0.00	0.00	0.00	0.00	0.00	0.00	
December-19	0.00	0.00	0.00	0.00	0.00	0.00	0.00	0.00	0.00	0.00	0.00	0.00	
Plan Year Transactions to Date	1,632,967,051.25	47,516,224.39	7,627,756.07	0.00	72,134,913.81	13,478.00	649,445.13	(13,652,574.51)	1,289.81	2,756.85	(966,205,140.71)	(43,351,607.87)	

Kentucky Employees' Health Plan – Status Report
 2nd Quarter, 2019
 Attachment B – Summary
 Page B-35

PLAN YEAR 2016												
2018	101	102	110	120	121	130	201	202	203	204	210	213
	PREMIUMS	HRA/WAIVER CONTRIBUTION	INTEREST INCOME	DRUG REBATES- ESCRIPTS	DRUG REBATES- CVS	TRANSFERS/FORML OTHER PLAN YEAR(S)	MEDICAL CLAIMS HUMANA	HUMANA ADMIN FEES	HRA EMBEDDED CLAIMS HUMANA	HRA/WAIVER CLAIMS HUMANA	MEDICAL CLAIMS-ANTHEM	HRA EMBEDDED CLAIMS-1/1/1
2017 Balance Forward	1,632,967,051.25	47,516,224.39	3,472,503.18	0.00	71,648,779.82	0.00	556.45	(13,652,574.51)	1,289.81	2,756.85	(967,774,871.70)	(43,343,274.73)
January-18	0.00	0.00	(5,132.63)	0.00	51,467.15	0.00	0.00	0.00	0.00	0.00	(77,709.55)	(403.53)
February-18	0.00	0.00	297,494.59	0.00	0.00	0.00	0.00	0.00	0.00	0.00	185,077.74	0.00
March-18	0.00	0.00	340,342.81	0.00	0.00	0.00	0.00	0.00	0.00	0.00	(70,929.24)	1,099.09
April-18	0.00	0.00	376,403.98	0.00	146,793.54	0.00	0.00	0.00	0.00	0.00	(108,055.71)	(4.43)
May-18	0.00	0.00	375,130.85	0.00	0.00	0.00	0.00	0.00	0.00	0.00	847,952.96	(2.61)
June-18	0.00	0.00	0.00	0.00	0.00	13,478.00	0.00	0.00	0.00	0.00	(16,288.32)	0.00
July-18	0.00	0.00	845,925.91	0.00	95,704.18	0.00	0.00	0.00	0.00	0.00	222,594.09	(4.34)
August-18	0.00	0.00	424,543.44	0.00	0.00	0.00	238,285.73	0.00	0.00	0.00	154,273.10	(4,489.31)
September-18	0.00	0.00	299,301.17	0.00	0.00	0.00	0.00	0.00	0.00	0.00	174,948.34	213.00
October-18	0.00	0.00	409,147.58	0.00	74,371.89	0.00	123,413.29	0.00	0.00	0.00	(20,515.39)	(6,365.71)
November-18	0.00	0.00	424,572.11	0.00	0.00	0.00	0.00	0.00	0.00	0.00	58,235.37	0.00
December-18	0.00	0.00	367,523.98	0.00	0.00	0.00	0.00	0.00	0.00	0.00	(15,409.59)	0.00
Plan Year Transactions to Date	1,632,967,051.25	47,516,224.39	7,627,758.07	0.00	72,017,116.58	13,478.00	362,255.47	(13,652,574.51)	1,289.81	2,756.85	(966,440,697.90)	(43,353,232.57)

Kentucky Employees' Health Plan – Status Report
 2nd Quarter, 2019
 Attachment B – Summary
 Page B-37

2017	PLAN YEAR 2016											
	101	102	110	120	121	130	201	202	203	204	210	213
	PREMIUMS	HRA WAIVER CONTRIBUTION	INTEREST INCOME	DRUG REBATES- ESCRIPTS	DRUG REBATES- CVS	TRANSFERS FROM OTHER PLAN YEARS	MEDICAL CLAIMS HUMANA	HUMANA ADMIN FEES	HRA EMBEDDED CLAIMS HUMANA	HRA WAIVER CLAIMS HUMANA	MEDICAL CLAIMS-ANTHEM	HRA EMBEDDED CLAIMS- WW
2016 Balance Forward	1,563,042,989.66	47,496,797.29	768,140.88	0.00	20,636,029.69	0.00	556.45	(11,541,572.45)	980.53	1,059.76	(857,969,173.35)	(41,742,517.41)
January-17	69,696,501.85	16,627.10	149,863.37	0.00	15,006,634.62	0.00	0.00	(702,786.77)	0.00	0.00	(71,469,059.78)	(965,701.44)
February-17	337,851.06	2,800.00	162,036.19	0.00	0.00	0.00	0.00	(1,408,215.29)	0.00	0.00	(20,205,751.55)	(249,881.06)
March-17	820.14	0.00	170,239.55	0.00	0.00	0.00	0.00	0.00	299.28	1,697.09	(6,501,128.41)	(248,325.59)
April-17	143.00	0.00	188,428.88	0.00	0.00	0.00	0.00	0.00	0.00	0.00	(3,601,472.40)	(115,294.21)
May-17	642.98	0.00	172,910.86	0.00	25,159,775.68	0.00	0.00	0.00	0.00	0.00	(3,678,016.02)	(733.00)
June-17	47.00	0.00	188,299.77	0.00	0.00	0.00	0.00	0.00	0.00	0.00	(897,621.49)	(739.30)
July-17	0.00	0.00	207,167.54	0.00	10,811,711.59	0.00	0.00	0.00	0.00	0.00	(796,998.49)	(967.06)
August-17	0.00	0.00	235,469.42	0.00	0.00	0.00	0.00	0.00	0.00	0.00	(1,241,329.63)	(4.89)
September-17	0.00	0.00	221,931.54	0.00	0.00	0.00	0.00	0.00	0.00	0.00	(893,605.14)	(8.87)
October-17	168.99	0.00	244,084.66	0.00	34,628.24	0.00	0.00	0.00	0.00	0.00	(155,511.99)	0.00
November-17	39.99	0.00	367,099.86	0.00	0.00	0.00	0.00	0.00	0.00	0.00	(208,269.26)	603.03
December-17	(2,163.42)	0.00	396,810.66	0.00	0.00	0.00	0.00	0.00	0.00	0.00	233,085.61	(4.92)
Plan Year Transactions to Date	1,632,967,051.25	47,516,224.39	3,472,503.18	0.00	71,648,779.82	0.00	556.45	(13,652,574.51)	1,289.81	2,756.85	(967,774,871.70)	(43,343,274.73)

Kentucky Employees' Health Plan – Status Report
 2nd Quarter, 2019
 Attachment B – Summary
 Page B-39

2016	PLAN YEAR 2016												
	101	102	110	120	121	130	201	202	203	204	210	213	
	PREMIUMS	HRA/WAIVER CONTRIBUTION	INTEREST INCOME	DRUG REBATES- ESCRIPTS	DRUG REBATES- CVS	TRANSFERS FROM OTHER PLAN YEAR(S)	MEDICAL CLAIMS HUMANA	HUMANA ADMIN FEES	HRA EMBEDDED CLAIMS HUMANA	HRA WAIVER CLAIMS HUMANA	MEDICAL CLAIMS- ANTHEM	HRA EMBEDDED CLAIMS- WW	
2015 Balance Forward	0.00	0.00	0.00	0.00	0.00	0.00	0.00	0.00	0.00	0.00	0.00	0.00	
January-16	67,884,756.89	712,775.00	0.00	0.00	0.00	0.00	0.00	(653,824.36)	0.00	0.00	(8,167,090.27)	(3,020,253.34)	
February-16	134,594,774.92	3,929,355.16	9,243.43	0.00	0.00	0.00	0.00	(975,052.95)	0.00	0.00	(40,136,597.04)	(4,485,078.03)	
March-16	142,168,142.48	7,227,392.13	30,487.24	0.00	0.00	0.00	0.00	(715,486.34)	0.00	0.00	(76,630,066.31)	(5,244,698.28)	
April-16	134,881,589.51	4,006,700.08	49,908.27	0.00	0.00	0.00	0.00	0.00	0.00	0.00	(63,192,852.13)	(4,494,395.49)	
May-16	131,978,539.41	3,992,186.55	46,641.30	0.00	0.00	0.00	0.00	(3,301,530.91)	0.00	0.00	(68,535,810.60)	(4,239,304.57)	
June-16	116,187,664.25	3,626,163.99	59,820.04	0.00	0.00	0.00	(125,917.50)	0.00	0.00	0.00	(83,544,773.66)	(3,855,384.09)	
July-16	159,709,809.20	1,070,656.34	70,874.48	0.00	7,681,772.41	0.00	125,917.50	(1,219,947.50)	0.00	0.00	(79,874,166.05)	(3,335,224.04)	
August-16	133,905,187.73	7,032,550.31	87,364.39	0.00	0.00	0.00	0.00	(2,031,406.54)	782.94	543.12	(98,389,790.50)	(3,162,194.77)	
September-16	137,584,818.27	707,525.00	85,941.08	0.00	0.00	0.00	556.45	0.00	0.00	159.30	(77,760,071.82)	(2,480,156.11)	
October-16	132,475,240.90	7,063,072.82	89,346.92	0.00	12,954,257.28	0.00	0.00	(708,229.47)	0.00	304.74	(77,318,573.40)	(2,483,314.39)	
November-16	132,461,644.50	4,042,261.39	118,687.78	0.00	0.00	0.00	0.00	(1,091,492.43)	0.00	0.00	(97,625,529.43)	(2,453,164.24)	
December-16	139,109,831.60	4,086,158.52	119,722.95	0.00	0.00	0.00	0.00	(844,601.95)	207.59	52.60	(96,993,852.14)	(2,489,350.07)	
Plan Year Transactions to Date	1,563,042,999.66	47,496,797.29	788,140.88	0.00	20,636,029.69	0.00	556.45	(11,541,572.45)	990.53	1,059.76	(857,969,173.35)	(41,742,517.41)	

Kentucky Employees' Health Plan – Status Report
 2nd Quarter, 2019
 Attachment B – Summary
 Page B-41

2019	PLAN YEAR 2017												
	101	102	110	120	121	130	201	202	203	204	210	213	
	PREMIUMS	HRA WAIVER CONTRIBUTION	INTEREST INCOME	DRUG REBATES- ESCRIPTS	DRUG REBATES- CVS	TRANSFERS FROM OTHER PLAN YEARS	MEDICAL CLAIMS HUMANA	HUMANA ADMIN FEES	HRA EMBEDDED CLAIMS HUMANA	HRA WAIVER CLAIMS HUMANA	MEDICAL CLAIMS-ANTHEM	HRA EMBEDDED CLAIMS- WW	
2018 Balance Forward	1,627,272,143.61	47,274,598.99	5,171,264.91	0.00	95,892,128.51	0.00	2,906.12	(15,422,529.10)	0.00	0.00	(967,048,208.70)	(47,481,443.45)	
January-19	287.98	0.00	455,366.04	0.00	39,379.67	0.00	0.00	0.00	0.00	0.00	(964,201.41)	(7.13)	
February-19	0.00	0.00	414,768.00	0.00	0.00	0.00	0.00	0.00	0.00	0.00	497,671.26	6,357.34	
March-19	0.00	0.00	392,996.58	0.00	0.00	0.00	0.00	0.00	0.00	0.00	214,397.32	(0.65)	
April-19	0.00	0.00	(1,263,100.62)	0.00	44,751.07	0.00	0.00	0.00	0.00	0.00	894,343.88	0.00	
May-19	0.00	0.00	0.00	0.00	0.00	0.00	0.00	0.00	0.00	0.00	418,082.12	0.00	
June-19	40.16	0.00	0.00	0.00	0.00	0.00	0.00	0.00	0.00	0.00	218,547.84	1,231.18	
July-19	0.00	0.00	0.00	0.00	0.00	0.00	0.00	0.00	0.00	0.00	0.00	0.00	
August-19	0.00	0.00	0.00	0.00	0.00	0.00	0.00	0.00	0.00	0.00	0.00	0.00	
September-19	0.00	0.00	0.00	0.00	0.00	0.00	0.00	0.00	0.00	0.00	0.00	0.00	
October-19	0.00	0.00	0.00	0.00	0.00	0.00	0.00	0.00	0.00	0.00	0.00	0.00	
November-19	0.00	0.00	0.00	0.00	0.00	0.00	0.00	0.00	0.00	0.00	0.00	0.00	
December-19	0.00	0.00	0.00	0.00	0.00	0.00	0.00	0.00	0.00	0.00	0.00	0.00	
Plan Year Transactions to Date	1,627,272,471.75	47,274,598.99	5,171,264.91	0.00	95,976,259.25	0.00	2,906.12	(15,422,529.10)	0.00	0.00	(955,769,367.69)	(47,473,862.71)	

Kentucky Employees' Health Plan - Status Report
 2nd Quarter, 2019
 Attachment B - Summary
 Page B-43

PLAN YEAR 2017												
2018	101	102	110	120	121	130	201	202	203	204	210	213
	PREMIUMS	HRA WAIVER CONTRIBUTION	INTEREST INCOME	DRUG REBATES-SCRIPTS	DRUG REBATES-CVS	TRANSFERS FROM OTHER PLAN YEARS	MEDICAL CLAIMS HUMANA	HUMANA ADMIN FEES	HRA EMBEDDED CLAIMS HUMANA	HRA WAIVER CLAIMS HUMANA	MEDICAL CLAIMS-ANTHEM	HRA EMBEDDED CLAIMS-WW
2017 Balance Forward	1,554,087,822.44	47,259,198.99	1,509,925.30	0.00	41,878,512.17	0.00	2,906.12	(12,849,515.24)	0.00	0.00	(883,256,095.57)	(45,513,900.90)
January-18	73,018,271.95	14,350.00	877.81	0.00	24,819,304.10	0.00	0.00	(626,227.96)	0.00	0.00	(81,357,124.82)	(1,231,403.36)
February-18	159,872.58	1,050.00	246,893.59	0.00	0.00	0.00	0.00	(1,746,785.90)	0.00	0.00	(15,167,046.17)	(315,679.86)
March-18	(195.20)	0.00	258,021.80	0.00	0.00	0.00	0.00	0.00	0.00	0.00	(7,127,898.73)	(279,562.97)
April-18	(390.48)	0.00	273,923.90	0.00	27,578,454.95	0.00	0.00	0.00	0.00	0.00	(3,775,742.25)	(139,052.19)
May-18	0.00	0.00	308,023.20	0.00	0.00	0.00	0.00	0.00	0.00	0.00	(840,001.25)	(1,481.39)
June-18	26.20	0.00	0.00	0.00	0.00	0.00	0.00	0.00	0.00	0.00	(1,453,645.37)	(427.96)
July-18	0.00	0.00	791,873.00	0.00	1,567,653.52	0.00	0.00	0.00	0.00	0.00	(2,347,350.06)	(84.94)
August-18	5,760.32	0.00	365,288.07	0.00	0.00	0.00	0.00	0.00	0.00	0.00	(690,551.88)	(2.71)
September-18	125.74	0.00	277,252.91	0.00	0.00	0.00	0.00	0.00	0.00	0.00	(647,491.77)	(654.95)
October-18	830.06	0.00	377,498.52	0.00	448,193.77	0.00	0.00	0.00	0.00	0.00	(13,894.86)	(101.89)
November-18	0.00	0.00	382,319.69	0.00	0.00	0.00	0.00	0.00	0.00	0.00	(234,251.05)	908.66
December-18	0.00	0.00	339,165.12	0.00	0.00	0.00	0.00	0.00	0.00	0.00	(137,134.91)	0.00
Plan Year Transactions to Date	1,627,272,143.61	47,274,598.99	5,171,264.91	0.00	95,892,128.51	0.00	2,906.12	(15,422,529.10)	0.00	0.00	(987,046,208.70)	(47,481,443.45)

Kentucky Employees' Health Plan – Status Report
 2nd Quarter, 2019
 Attachment B – Summary
 Page B-45

PLAN YEAR 2017												
2017	101	102	110	120	121	130	201	202	203	204	210	213
	PREMIUMS	HRA/WAIVER CONTRIBUTION	INTEREST INCOME	DRUG REBATES- ESCRIPTS	DRUG REBATES- CVS	TRANSFERS FROM OTHER PLAN YEAR(S)	MEDICAL CLAIMS HUMANA	HUMANA-ADMIN FEES	HRA EMBEDDED CLAIMS HUMANA	HRA WAIVER CLAIMS HUMANA	MEDICAL CLAIMS-ANTHEM	HRA EMBEDDED CLAIMS- WVV
Balance Forward	0.00	0.00	0.00	0.00	0.00	0.00	0.00	0.00	0.00	0.00	0.00	0.00
January-17	63,487,153.25	3,862,325.04	0.00	0.00	0.00	0.00	0.00	0.00	0.00	0.00	(8,527,678.56)	(3,586,651.72)
February-17	136,115,845.31	3,898,447.63	15,064.99	0.00	0.00	0.00	0.00	(625,958.62)	0.00	0.00	(62,770,015.11)	(4,489,915.17)
March-17	139,689,927.78	3,921,256.38	41,102.23	0.00	0.00	0.00	0.00	(1,254,513.18)	0.00	0.00	(64,513,337.18)	(5,473,261.60)
April-17	130,779,529.36	706,300.00	75,945.22	0.00	0.00	0.00	0.00	(3,779,635.99)	0.00	0.00	(63,422,660.48)	(4,461,386.29)
May-17	143,280,024.72	7,257,285.08	86,224.67	0.00	0.00	0.00	0.00	0.00	0.00	0.00	(86,520,349.06)	(4,633,623.68)
June-17	105,522,574.30	370,650.00	100,009.88	0.00	0.00	0.00	0.00	(1,034,725.52)	0.00	0.00	(74,821,901.08)	(4,280,002.97)
July-17	164,946,580.62	4,307,673.88	95,696.21	0.00	20,853,102.72	0.00	0.00	(920,251.40)	0.00	0.00	(76,457,861.27)	(3,767,992.95)
August-17	131,168,223.95	7,026,047.48	164,300.67	0.00	0.00	0.00	0.00	(1,706,648.01)	305.60	316.88	(102,161,247.47)	(3,471,321.42)
September-17	134,268,063.77	3,769,167.44	143,253.18	0.00	0.00	0.00	2,906.12	(766,572.64)	0.00	0.00	(72,497,063.74)	(2,645,262.52)
October-17	134,220,067.63	3,999,166.92	178,910.99	0.00	20,825,409.45	0.00	0.00	(721,011.76)	(305.60)	(316.88)	(98,789,022.05)	(3,024,706.77)
November-17	134,611,429.47	706,562.50	285,584.39	0.00	0.00	0.00	0.00	(1,130,149.60)	0.00	0.00	(77,481,176.90)	(2,762,916.90)
December-17	135,996,386.28	7,435,316.64	323,829.87	0.00	0.00	0.00	0.00	(908,048.52)	0.00	0.00	(94,993,752.67)	(2,916,856.91)
Plan Year Transactions to Date	1,554,087,822.44	47,259,196.99	1,509,926.30	0.00	41,678,512.17	0.00	2,906.12	(12,846,515.24)	0.00	0.00	(863,256,065.57)	(45,513,900.90)

Kentucky Employees' Health Plan – Status Report
 2nd Quarter, 2019
 Attachment B – Summary
 Page B-47

2019	PLAN YEAR 2018											
	101	102	110	120	121	130	201	202	203	204	210	213
	PREMIUMS	HRA/AVWER CONTRIBUTION	INTEREST INCOME	DRUG REBATES- ESCRIPITS	DRUG REBATES- CVS	TRANSFERS FROM OTHER PLAN YEARS	MEDICAL CLAIMS HUMANA	HUMANA ADMIN FEES	HRA EMBEDDED CLAIMS HUMANA	HRA/AVWER CLAIMS HUMANA	MEDICAL CLAIMS-ANTHEM	HRA EMBEDDED CLAIMS-YWV
2018 Balance Forward	1,572,638,030.66	46,559,195.61	2,071,729.18	0.00	56,976,176.78	0.00	0.00	(13,258,480.22)	0.00	0.00	(938,488,590.76)	(49,165,671.44)
January-19	73,644,247.53	15,137.50	321,465.04	0.00	30,606,256.28	0.00	0.00	(1,171,543.29)	0.00	0.00	(84,522,833.36)	(1,229,796.61)
February-19	668.13	0.00	303,127.79	0.00	0.00	0.00	0.00	0.00	0.00	0.00	(18,621,060.70)	(241,079.53)
March-19	751.43	0.00	249,221.65	0.00	0.00	0.00	0.00	0.00	0.00	0.00	(6,307,866.49)	(247,033.01)
April-19	(812.12)	0.00	(873,914.48)	0.00	36,253,007.99	0.00	0.00	0.00	0.00	0.00	(3,976,734.00)	(148,913.20)
May-19	1,184.70	0.00	0.00	0.00	0.00	0.00	0.00	0.00	0.00	0.00	(374,103.10)	(4.04)
June-19	24.71	0.00	0.00	0.00	0.00	0.00	0.00	0.00	0.00	0.00	388,636.49	(1,734.53)
July-19	0.00	0.00	0.00	0.00	0.00	0.00	0.00	0.00	0.00	0.00	0.00	0.00
August-19	0.00	0.00	0.00	0.00	0.00	0.00	0.00	0.00	0.00	0.00	0.00	0.00
September-19	0.00	0.00	0.00	0.00	0.00	0.00	0.00	0.00	0.00	0.00	0.00	0.00
October-19	0.00	0.00	0.00	0.00	0.00	0.00	0.00	0.00	0.00	0.00	0.00	0.00
November-19	0.00	0.00	0.00	0.00	0.00	0.00	0.00	0.00	0.00	0.00	0.00	0.00
December-19	0.00	0.00	0.00	0.00	0.00	0.00	0.00	0.00	0.00	0.00	0.00	0.00
Plan Year Transactions to Date	1,646,284,065.04	46,574,333.11	2,071,729.18	0.00	123,735,443.05	0.00	0.00	(14,470,023.50)	0.00	0.00	(1,053,602,551.92)	(51,034,222.36)

Kentucky Employees' Health Plan – Status Report
 2nd Quarter, 2019
 Attachment B – Summary
 Page B-49

PLAN YEAR 2018												
2018	101	102	110	120	121	130	201	202	203	204	210	213
	PREMIUMS	HRA/WAIVER CONTRIBUTION	INTEREST INCOME	DRUG REBATES- ESCRIFTS	DRUG REBATES- CVS	TRANSFERS, BZOL, OTHER PLAN FEES	MEDICAL CLAIMS HUMANA	HUMANA ADMIN FEES	HRA EMBEDDED CLAIMS HUMANA	HRA/WAIVER CLAIMS HUMANA	MEDICAL CLAIMS-ANTHEM	HRA EMBEDDED CLAIMS- WW
Balance Forward	0.00	0.00	0.00	0.00	0.00	0.00	0.00	0.00	0.00	0.00	0.00	0.00
January-18	66,300,267.01	3,946,331.36	0.00	0.00	0.00	0.00	0.00	0.00	0.00	0.00	(16,978,844.64)	(4,165,446.64)
February-18	134,478,883.90	3,986,434.52	20,376.82	0.00	0.00	0.00	0.00	(634,417.24)	0.00	0.00	(53,892,860.60)	(5,150,603.12)
March-18	139,017,968.34	4,045,266.95	75,185.50	0.00	0.00	0.00	0.00	0.00	0.00	0.00	(62,096,641.78)	(5,781,860.10)
April-18	138,872,737.53	4,041,237.16	137,170.00	0.00	0.00	0.00	0.00	(2,566,441.88)	0.00	0.00	(72,272,070.77)	(5,135,235.62)
May-18	137,018,292.60	4,039,353.86	192,919.86	0.00	0.00	0.00	0.00	0.00	0.00	0.00	(96,436,636.91)	(4,785,921.61)
June-18	105,778,700.26	367,889.96	0.00	0.00	0.00	0.00	0.00	(1,340,011.95)	0.00	0.00	(73,854,779.05)	(6,545,613.45)
July-18	169,023,229.14	7,557,677.76	339,454.97	0.00	27,091,590.20	0.00	0.00	(4,785,610.59)	0.00	0.00	(79,325,026.72)	(2,402,438.83)
August-18	137,455,968.90	3,845,509.64	299,050.46	0.00	0.00	0.00	0.00	0.00	0.00	0.00	(103,136,172.95)	(3,494,967.22)
September-18	133,653,260.69	3,387,037.50	193,840.27	0.00	0.00	0.00	0.00	(942,308.15)	0.00	0.00	(88,092,588.61)	(2,681,175.53)
October-18	134,612,881.62	3,727,970.62	286,163.10	0.00	29,784,586.58	0.00	0.00	(672,940.66)	0.00	0.00	(106,096,802.90)	(3,197,997.16)
November-18	137,671,061.76	637,254.22	293,685.76	0.00	0.00	0.00	0.00	(1,111,103.20)	0.00	0.00	(86,307,671.01)	(2,949,665.20)
December-18	136,554,778.91	6,977,232.06	253,882.44	0.00	0.00	0.00	0.00	(625,446.55)	0.00	0.00	(89,896,494.62)	(2,864,926.96)
Plan Year Transactions to Date	1,572,638,030.66	46,559,195.61	2,071,728.18	0.00	56,875,176.78	0.00	0.00	(13,298,480.22)	0.00	0.00	(938,488,530.76)	(49,165,671.44)

Kentucky Employees' Health Plan – Status Report
 2nd Quarter, 2019
 Attachment B – Summary
 Page B-51

PLAN YEAR 2019													
2019	101	102	110	120	121	130	201	202	203	204	210	213	214
	PREMIUMS	HRA WAWER CONTRIBUTION	INTEREST INCOME	DRUG REBATES- ESCRIPTS	DRUG REBATES- CIVS	TRANSFERS FROM OTHER PLAN TERMS	MEDICAL CLAIMS HUMANA	HUMANA ADMIN FEES	HRA EMBEDDED CLAIMS HUMANA	HRA WAWER CLAIMS HUMANA	MEDICAL CLAIMS- ANTHEM	HRA EMBEDDED CLAIMS- WVV	HRA WAWER CLAIMS- WVV
Balance Forward	0.00	0.00	0.00	0.00	0.00	0.00	0.00	0.00	0.00	0.00	0.00	0.00	0.00
January-19	63,639,206.88	3,944,275.54	0.00	0.00	0.00	0.00	0.00	0.00	0.00	0.00	(14,715,590.72)	(4,873,288.34)	(3,229,011.29)
February-19	137,315,232.35	3,965,180.74	26,686.30	0.00	0.00	0.00	0.00	(2,852,371.71)	0.00	0.00	(54,974,484.49)	(5,559,177.20)	(3,004,428.78)
March-19	137,105,702.38	4,020,824.09	83,033.74	0.00	0.00	0.00	0.00	(1,295,286.73)	0.00	0.00	(73,183,110.03)	(6,159,032.41)	(2,995,573.51)
April-19	137,654,759.26	4,037,312.90	4,901,912.75	0.00	0.00	0.00	0.00	(1,591,143.95)	0.00	0.00	(92,329,780.61)	(6,175,758.56)	(2,873,880.18)
May-19	136,667,873.70	4,034,554.06	1,387,267.36	0.00	0.00	0.00	0.00	(1,859,573.73)	0.00	0.00	(80,074,528.25)	(4,965,698.16)	(2,265,962.58)
June-19	103,056,945.23	345,883.36	1,058,463.85	0.00	0.00	0.00	0.00	(1,466,107.18)	0.00	0.00	(84,036,842.14)	(4,978,892.88)	(2,443,595.76)
July-19	0.00	0.00	0.00	0.00	0.00	0.00	0.00	0.00	0.00	0.00	0.00	0.00	0.00
August-19	0.00	0.00	0.00	0.00	0.00	0.00	0.00	0.00	0.00	0.00	0.00	0.00	0.00
September-19	0.00	0.00	0.00	0.00	0.00	0.00	0.00	0.00	0.00	0.00	0.00	0.00	0.00
October-19	0.00	0.00	0.00	0.00	0.00	0.00	0.00	0.00	0.00	0.00	0.00	0.00	0.00
November-19	0.00	0.00	0.00	0.00	0.00	0.00	0.00	0.00	0.00	0.00	0.00	0.00	0.00
December-19	0.00	0.00	0.00	0.00	0.00	0.00	0.00	0.00	0.00	0.00	0.00	0.00	0.00
Plan Year Transactions to Date	715,679,719.60	20,348,030.69	7,457,374.00	0.00	0.00	0.00	0.00	(9,052,463.31)	0.00	0.00	(399,324,446.24)	(32,711,608.55)	(16,810,753.08)

Kentucky Employees' Health Plan – Status Report
 2nd Quarter, 2019
 Attachment B – Summary
 Page B-53

		101	102	110	120	121	130	201	202	203	204	210	213
		PREMIUMS	HRA WAWER CONTRIBUTION	INTEREST INCOME	DRUG REBATES- ESCRIPTS	DRUG REBATES- CVS	TRANSFERS FROM OTHER PLAN YEARS	MEDICAL CLAIMS HUMANA	HUMANA ADMIN FEES	HRA EMBEDDED CLAIMS HUMANA	HRA WAWER CLAIMS HUMANA	MEDICAL CLAIMS- ANTHEM	HRA EMBEDDED CLAIMS- WW
2018 Balance Forward		14,391,827,497.61	429,194,507.30	23,963,825.23	181,706,379.55	283,219,635.49	133,510,624.46	(5,701,455,908.38)	(419,298,740.44)	(100,981,865.31)	(213,364,798.53)	(3,822,949,445.44)	(180,054,177.21)
January-19		137,483,742.19	3,959,413.04	1,269,944.54	0.00	30,745,658.30	0.00	0.00	(1,171,543.28)	0.00	0.00	(100,154,658.78)	(6,102,883.90)
February-19		137,315,890.48	3,965,180.74	1,196,103.71	0.00	0.00	116,169.68	0.00	(2,852,371.71)	0.00	0.00	(73,101,101.65)	(5,792,467.07)
March-19		137,106,453.81	4,020,624.09	1,152,169.53	0.00	0.00	0.00	0.00	(1,293,286.73)	0.00	0.00	(81,304,005.22)	(6,406,071.87)
April-19		137,653,947.14	4,037,312.90	1,393,425.01	0.00	36,315,635.94	0.00	0.00	(1,581,143.96)	0.00	0.00	(95,189,200.48)	(6,324,672.76)
May-19		136,669,038.40	4,034,554.06	1,387,267.36	0.00	0.00	171,020.08	0.00	(1,859,573.73)	0.00	0.00	(79,949,787.98)	(4,965,692.20)
June-19		103,097,010.10	345,883.36	1,058,463.85	0.00	0.00	0.00	0.00	(1,466,107.18)	0.00	0.00	(83,425,255.09)	(4,979,166.23)
July-19		0.00	0.00	0.00	0.00	0.00	0.00	0.00	0.00	0.00	0.00	0.00	0.00
August-19		0.00	0.00	0.00	0.00	0.00	0.00	0.00	0.00	0.00	0.00	0.00	0.00
September-19		0.00	0.00	0.00	0.00	0.00	0.00	0.00	0.00	0.00	0.00	0.00	0.00
October-19		0.00	0.00	0.00	0.00	0.00	0.00	0.00	0.00	0.00	0.00	0.00	0.00
November-19		0.00	0.00	0.00	0.00	0.00	0.00	0.00	0.00	0.00	0.00	0.00	0.00
December-19		0.00	0.00	0.00	0.00	0.00	0.00	0.00	0.00	0.00	0.00	0.00	0.00
Plan Year Transactions to Date		15,181,153,579.73	449,657,675.49	31,421,199.23	181,706,379.55	350,280,829.73	133,510,624.46	(5,701,168,718.71)	(429,522,767.03)	(100,981,865.31)	(213,364,798.53)	(4,336,073,454.64)	(214,625,131.24)

Kentucky Employees' Health Plan – Status Report
 2nd Quarter, 2019
 Attachment B – Summary
 Page B-55

2018	Combined 2010, 2011, 2012, 2013, 2014, 2015, 2016, 2017, 2018 Plan Years												
	101	102	110	120	121	130	201	202	203	204	210	213	
	PREMIUMS	HRA-WAIVER CONTRIBUTION	INTEREST INCOME	DRUG REBATES- ESCRIPTS	DRUG REBATES- CVS	TRANSFERS FROM OTHER PLAN YEAR(S)	MEDICAL CLAIMS HUMANA	HUMANA-ADMIN FEES	HRA-EMBEDDED CLAIMS HUMANA	HRA-WAIVER CLAIMS HUMANA	MEDICAL CLAIMS- ANTHEM	HRA-EMBEDDED CLAIMS- VVV	
2017 Balance Forward	12,745,005,145.78	382,619,911.69	11,720,926.51	181,636,181.48	171,436,317.23	133,497,146.46	(5,702,189,411.26)	(403,427,246.36)	(100,981,865.31)	(213,364,796.53)	(2,772,376,206.64)	(128,912,151.01)	
January-18	141,318,538.96	3,960,881.36	822,159.88	0.00	24,803,134.51	0.00	330,334.90	(826,227.96)	0.00	0.00	(96,296,032.41)	(5,417,256.78)	
February-18	134,638,766.48	3,987,484.52	882,063.97	0.00	0.00	0.00	0.00	(2,581,203.14)	0.00	0.00	(68,831,907.32)	(5,466,282.99)	
March-18	139,017,763.14	4,045,266.95	1,047,683.13	26,881.46	0.00	0.00	(2,542.59)	0.00	0.00	0.00	(69,256,281.23)	(6,058,991.89)	
April-18	139,872,347.05	4,041,237.16	1,201,486.79	0.00	27,918,063.61	0.00	0.00	(2,586,441.88)	0.00	0.00	(76,150,334.31)	(5,274,232.24)	
May-18	137,018,292.60	4,039,353.86	1,288,894.35	43,316.61	0.00	0.00	81,077.72	0.00	0.00	0.00	(96,311,547.79)	(4,787,405.60)	
June-18	105,778,726.46	367,889.96	0.00	0.00	0.00	13,478.00	0.00	(1,340,011.95)	0.00	0.00	(75,310,906.28)	(6,546,044.62)	
July-18	169,023,229.14	7,557,677.76	1,977,354.88	0.00	28,754,947.90	0.00	(37,066.17)	(4,785,810.59)	0.00	0.00	(81,412,716.52)	(2,402,528.11)	
August-18	137,461,749.22	3,845,509.64	1,118,882.97	0.00	0.00	0.00	238,285.73	0.00	0.00	0.00	(103,672,451.73)	(3,489,459.24)	
September-18	133,859,386.43	3,387,037.50	770,394.35	0.00	0.00	0.00	0.00	(942,308.15)	0.00	0.00	(88,565,132.24)	(2,681,617.48)	
October-18	134,613,711.88	3,727,970.62	1,052,809.30	0.00	30,307,152.24	0.00	123,413.29	(672,940.66)	0.00	0.00	(106,133,203.15)	(3,204,464.76)	
November-18	137,671,061.76	637,254.22	1,110,577.56	0.00	0.00	0.00	0.00	(1,111,103.20)	0.00	0.00	(86,483,666.70)	(2,948,755.54)	
December-18	136,554,778.91	6,977,232.06	960,571.54	0.00	0.00	0.00	0.00	(825,446.55)	0.00	0.00	(100,149,039.12)	(2,864,326.96)	
Plan Year Transactions to Date	14,391,827,497.61	429,194,507.30	23,963,825.23	181,706,379.55	283,219,635.49	133,510,624.46	(5,701,455,908.38)	(419,296,740.44)	(100,981,865.31)	(213,364,796.53)	(3,822,949,445.44)	(180,054,177.21)	

Kentucky Employees' Health Plan – Status Report
 2nd Quarter, 2019
 Attachment B – Summary
 Page B-57

2017	Combined 2010, 2011, 2012, 2013, 2014, 2015, 2016, 2017 Plan Years											
	101	102	110	120	121	130	201	202	203	204	210	213
	PREMIUMS	HRA WAIVER CONTRIBUTION	INTEREST INCOME	DRUG REBATES- ESCRIPTS	DRUG REBATES- CVS	TRANSFERS FROM OTHER PLAN YEAR(S)	MEDICAL CLAIMS HUMANA	HUMANA ADMIN FEES	HRA EMBEDDED CLAIMS HUMANA	HRA WAIVER CLAIMS HUMANA	MEDICAL CLAIMS- ANTHEM	HRA EMBEDDED CLAIMS- VVV
2016 Balance Forward	11,121,993,271.75	335,341,285.60	4,516,542.24	181,567,782.77	77,005,881.94	133,497,146.46	(5,703,823,197.68)	(388,466,729.06)	(100,987,919.45)	(213,375,087.17)	(1,779,605,042.36)	(81,800,631.70)
January-17	133,073,655.10	3,878,952.14	412,665.91	0.00	15,785,528.21	0.00	259,699.39	(702,786.77)	2,613.19	5,217.61	(80,068,444.00)	(4,572,862.90)
February-17	136,453,696.37	3,901,247.63	467,883.90	0.00	0.00	0.00	0.00	(2,034,173.91)	0.00	0.00	(62,366,759.16)	(4,739,596.25)
March-17	139,690,747.92	3,921,256.38	546,699.59	0.00	0.00	0.00	(1,237.13)	(1,254,513.18)	299.28	1,697.09	(71,413,013.64)	(5,721,587.18)
April-17	130,779,672.36	706,300.00	648,006.95	0.00	0.00	0.00	0.00	(3,779,635.99)	0.00	0.00	(67,004,707.74)	(4,576,684.50)
May-17	143,280,667.70	7,257,265.08	617,749.00	0.00	25,969,072.04	0.00	50,972.74	0.00	0.00	0.00	(90,405,556.66)	(4,634,356.66)
June-17	105,522,954.87	370,650.00	645,818.91	31,288.67	0.00	0.00	(7,003.91)	(1,034,725.52)	3,141.67	3,373.94	(75,782,072.93)	(4,280,742.27)
July-17	164,946,247.05	4,307,673.88	536,496.08	0.00	31,706,971.97	0.00	78.78	(920,251.40)	0.00	0.00	(77,254,514.14)	(3,766,862.22)
August-17	131,168,229.95	7,026,047.48	654,751.74	0.00	0.00	0.00	657,925.50	(1,706,648.01)	630.41	1,483.28	(103,433,450.99)	(3,471,334.31)
September-17	134,268,063.77	3,769,167.44	607,264.90	28,880.21	0.00	0.00	(3,546.39)	(766,572.64)	0.00	0.00	(73,744,629.12)	(2,643,903.22)
October-17	134,220,236.62	3,998,166.92	699,894.40	0.00	20,968,863.07	0.00	68,930.65	(721,011.76)	(630.41)	(1,483.28)	(98,992,754.26)	(3,023,896.10)
November-17	134,611,469.46	706,562.50	654,488.50	0.00	0.00	0.00	1,110.54	(1,130,149.60)	0.00	0.00	(77,650,464.49)	(2,760,831.85)
December-17	135,966,232.86	7,435,316.64	722,664.29	8,229.83	0.00	0.00	606,656.25	(908,048.52)	0.00	0.00	(94,654,797.15)	(2,916,861.83)
Plan Year Transactions to Date	12,746,005,145.78	382,619,911.69	11,720,926.51	181,636,181.48	171,436,317.23	133,497,146.46	(5,702,189,411.26)	(403,427,246.36)	(100,981,865.31)	(213,364,798.53)	(2,772,376,206.64)	(128,912,151.01)

Kentucky Employees' Health Plan – Status Report
 2nd Quarter, 2019
 Attachment B – Summary
 Page B-59

2016	Combined 2010, 2011, 2012, 2013, 2014, 2015, 2016 Plan Years											
	101	102	110	120	121	130	201	202	203	204	210	
	PREMIUMS	HRA WAIVER CONTRIBUTION	INTEREST INCOME	DRUG REBATES- ESCRIPTS	DRUG REBATES- CVS	TRANSFERS FROM OTHER PLAN YEAR(S)	MEDICAL CLAIMS HUMANA	HUMANA ADMIN FEES	HRA EMBEDDED CLAIMS HUMANA	HRA WAIVER CLAIMS HUMANA	MEDICAL CLAIMS- ANTHEM	
2015 Balance Forward	9,490,918,324.17	284,814,378.66	1,586,561.64	181,567,782.77	13,759,520.29	133,497,146.46	(5,706,141,104.98)	(376,025,217.73)	(101,066,873.41)	(213,412,905.53)	(813,836,997.58)	
January-16	135,657,461.38	3,740,609.65	115,082.57	0.00	14,922,632.55	0.00	3,511,521.19	(1,540,291.88)	86,089.10	87,216.69	(69,499,595.36)	
February-16	134,852,318.39	3,931,280.16	172,712.56	0.00	0.00	0.00	6,745.12	(965,005.34)	0.00	(1,582.85)	(62,379,231.42)	
March-16	142,174,351.19	7,227,392.13	208,858.86	0.00	0.00	0.00	(1,022,988.99)	(717,076.34)	0.00	0.00	(87,437,473.59)	
April-16	134,883,195.14	4,006,700.08	260,043.71	0.00	14,823,893.88	0.00	(1,503,353.34)	0.00	0.00	0.00	(67,516,296.77)	
May-16	131,979,950.39	3,992,186.55	204,247.08	0.00	0.00	0.00	(227,467.07)	(3,303,133.02)	0.00	525.45	(69,938,419.14)	
June-16	116,181,138.89	3,626,513.99	234,632.50	0.00	0.00	0.00	(573,331.71)	0.00	0.00	0.00	(86,323,838.17)	
July-16	159,709,809.20	1,070,656.34	256,851.26	0.00	10,885,902.42	0.00	39,892.86	(1,220,068.11)	(978.24)	(11,092.28)	(80,776,430.97)	
August-16	133,905,187.73	7,032,550.31	273,275.23	0.00	0.00	0.00	1,454,620.60	(2,031,482.14)	(1,388.17)	(14,719.02)	(99,242,734.98)	
September-16	137,584,818.27	707,525.00	273,363.50	0.00	0.00	0.00	249,636.96	(129.65)	0.00	(351.68)	(78,397,184.36)	
October-16	132,475,240.90	7,063,072.82	267,369.52	0.00	22,813,932.80	0.00	187,268.77	(706,229.47)	(355.77)	173.67	(78,051,962.90)	
November-16	132,461,644.50	4,042,261.39	330,331.36	0.00	0.00	0.00	204,670.52	(1,091,492.43)	0.00	0.00	(96,874,139.28)	
December-16	139,109,831.60	4,086,158.52	333,212.45	0.00	0.00	0.00	(9,307.61)	(844,601.95)	(4,391.96)	(22,351.62)	(87,330,747.84)	
Plan Year Transactions to Date	11,121,993,271.75	335,341,285.60	4,516,542.24	181,567,782.77	77,005,881.94	133,497,146.46	(5,703,823,197.68)	(388,466,729.06)	(100,987,919.45)	(213,375,087.17)	(1,779,605,042.36)	

Kentucky Employees' Health Plan – Status Report
 2nd Quarter, 2019
 Attachment B – Summary
 Page B-01

2015	Combined 2010, 2011, 2012, 2013, 2014, 2015 Plan Years												
	101	102	110	120	121	130	201	202	203	204	210	213	214
	PREMIUMS	HRA WAIVER CONTRIBUTION	INTEREST INCOME	DRUG REBATES- ESCRIPTS	DRUG REBATES- CVS	TRANSFERS FROM OTHER PLAN YEARS	MEDICAL CLAIMS HUMANA	HUMANA ADMIN FEES	HRA EMBEDDED CLAIMS HUMANA	HRA WAIVER CLAIMS HUMANA	MEDICAL CLAIMS- ANTHEM	HRA EMBEDDED CLAIMS- WW	HRA WAIVER CLAIMS- WW
2014 Balance Forward	7,870,285,205.52	240,585,373.08	1,063,231.95	154,710,399.98	0.00	133,497,146.46	(5,603,473,871.22)	(365,122,384.41)	(100,221,318.72)	(212,148,048.06)	0.00	0.00	0.00
January-15	123,786,260.62	3,880,127.51	19,441.01	0.00	0.00	0.00	(68,958,417.90)	(6,192,926.14)	(878,478.67)	(1,309,943.81)	(7,665,762.06)	(3,028,780.37)	(2,361,889.95)
February-15	134,976,022.98	3,930,978.31	21,037.76	0.00	0.00	0.00	(19,156,917.03)	(364,566.22)	0.00	0.00	(43,057,940.71)	(3,950,616.71)	(3,059,706.53)
March-15	139,170,213.98	3,993,551.38	27,798.95	12,787,269.43	0.00	0.00	(7,220,032.33)	6,236,470.16	0.00	0.00	(64,752,917.87)	(4,471,821.25)	(3,324,016.59)
April-15	137,994,924.07	3,991,751.00	37,364.11	0.00	0.00	0.00	(2,124,870.81)	(1,839,864.56)	(500.00)	(1,961.56)	(60,783,600.79)	(4,245,253.39)	(3,529,831.20)
May-15	131,824,800.22	3,969,023.15	38,716.88	0.00	0.00	0.00	(4,683,037.71)	(2,156,697.92)	24,963.71	50,345.13	(69,616,432.82)	(3,297,858.50)	(2,337,635.15)
June-15	115,109,893.52	3,591,885.30	39,943.96	13,599,360.87	0.00	0.00	(749,126.70)	(1,146,046.22)	0.00	0.00	(83,157,135.69)	(3,685,576.02)	(2,682,417.36)
July-15	166,369,221.55	1,112,300.00	39,491.74	6,503,684.52	0.00	0.00	3,096,190.17	(1,061,007.52)	(116.19)	(6,501.89)	(73,728,113.30)	(3,172,416.22)	(4,652,118.16)
August-15	124,046,137.62	3,875,494.86	42,377.09	(6,503,684.52)	6,503,684.52	0.00	(652,624.74)	(701,768.15)	9,167.78	11,585.60	(72,590,112.97)	(2,712,264.96)	(3,422,892.52)
September-15	139,886,507.49	3,813,771.33	42,253.87	407,014.02	0.00	0.00	(2,384,964.27)	(959,902.48)	132.84	532.89	(87,089,728.90)	(2,508,885.24)	(3,035,824.73)
October-15	135,598,768.18	7,011,200.00	46,220.89	0.00	7,255,835.77	0.00	(216,777.93)	(90,088.00)	(739.27)	(6,879.24)	(75,237,540.61)	(2,535,507.98)	(2,979,022.61)
November-15	132,522,789.39	4,045,162.26	51,630.72	0.00	0.00	0.00	423,479.65	(1,762,834.30)	0.00	(34.60)	(77,142,446.67)	(2,174,151.02)	(2,646,704.40)
December-15	139,347,569.04	1,023,160.48	117,052.69	83,738.47	0.00	0.00	(40,134.15)	(863,591.97)	15.11	0.00	(96,015,263.17)	(2,700,006.42)	(3,488,235.04)
Plan Year Transactions to Date	9,460,918,324.17	264,814,378.66	1,586,561.64	181,567,782.77	13,759,520.29	133,497,146.46	(5,706,141,104.98)	(376,025,217.73)	(101,066,873.41)	(213,412,905.53)	(613,836,997.58)	(38,483,138.08)	(37,530,094.24)

Kentucky Employees' Health Plan – Status Report
 2nd Quarter, 2019
 Attachment B – Summary
 Page B-63

2014	Combined 2006, 2007, 2008, 2009, 2010, 2011, 2012, 2013, 2014 Plan Years												TOTAL	
	101	102	110	120	130	201	202	203	204	301	302	500		501
	PREMIUMS	HRA/WORKER CONTRIBUTION	INTEREST INCOME	DRUG REBATES	TRANSFERS FROM OTHER PLAN (YEARS)	MEDICAL CLAIMS	HUMANIA ADMIN FEES	HRA/SELECT CLAIMS	HRA/WORKER CLAIMS	PHARMACY CLAIMS	EXPRESS SCRIPTS ADMIN FEES	TRANSFERS TO OTHER PLAN (YEARS)	OPERATING TRANSFERS EXP. ADJ.	
2013 Balance Forward	11,132,659,611.79	361,082,400.22	25,978,814.87	216,646,789.23	121,118,824.35	(6,071,095,320.63)	(513,878,046.63)	(83,471,333.42)	(313,842,886.23)	(2,443,804,969.42)	(73,787,290.14)	(121,118,824.35)	(79,877,136.29)	\$158,410,895.35
January-14	132,666,403.17	3,794,012.36	13,609.78	0.00	0.00	(99,617,847.70)	(6,893,884.84)	(3,356,607.53)	(4,338,146.34)	(25,408,840.85)	(1,385,594.94)	0.00	(1,866,900.00)	(86,373,696.99)
February-14	137,088,806.52	3,859,916.28	17,042.70	97,998,339.70	0.00	(74,241,773.65)	(6,263,205.86)	(3,636,373.91)	(3,779,781.56)	(20,167,744.39)	(841,873.27)	0.00	29,034,679.96	\$70,568,032.52
March-14	135,626,398.02	3,895,292.96	19,406.39	0.00	0.00	(78,904,183.37)	(6,501,743.25)	(4,123,325.44)	(4,273,247.67)	(22,934,842.86)	(659,831.00)	0.00	13,368,046.88	\$35,311,171.66
April-14	132,244,914.63	3,936,236.96	17,206.22	0.00	0.00	(92,244,286.05)	(6,839,043.21)	(3,954,634.75)	(4,183,086.55)	(28,991,896.59)	(1,003,745.39)	0.00	12,057,271.62	\$10,999,135.90
May-14	134,951,178.38	3,912,530.54	17,801.57	0.00	0.00	(81,139,076.52)	(6,605,291.51)	(3,305,133.24)	(3,342,775.02)	(23,818,972.77)	(760,803.54)	0.00	13,309,287.96	\$33,218,546.85
June-14	119,487,539.19	3,528,162.10	12,371.37	10,438,573.29	0.00	(82,838,897.04)	(6,643,971.43)	(3,056,556.57)	(3,377,036.00)	(26,343,391.83)	(1,352,336.56)	0.00	13,368,012.05	\$23,322,265.57
July-14	138,027,477.35	4,208,722.59	10,552.86	0.00	110,463,130.17	(93,289,066.71)	(6,143,204.50)	(3,079,196.22)	(3,772,194.51)	(32,031,910.93)	(834,979.33)	(110,463,130.17)	(3,244,001.46)	(8247,862.74)
August-14	148,578,437.34	3,769,939.46	18,361.86	326,948.02	(206,965.70)	(86,628,306.64)	(6,678,056.17)	(2,465,572.15)	(2,960,739.43)	(25,091,558.36)	(832,419.66)	209,965.70	830,670.00	\$24,737,903.37
September-14	129,714,724.19	3,714,683.48	22,936.57	10,974,642.57	(54,222.38)	(97,231,783.27)	(6,882,366.44)	(2,435,668.89)	(2,754,342.94)	(32,370,236.06)	(872,577.21)	54,222.38	950,000.00	\$2,829,913.00
October-14	134,700,273.21	3,910,816.84	27,046.63	0.00	(1,392.03)	(107,357,996.93)	(6,489,201.16)	(2,236,540.88)	(2,872,965.30)	(27,292,670.34)	(1,124,737.67)	1,392.03	(1,772,100.00)	(10,507,468.62)
November-14	127,960,832.20	3,989,569.95	21,135.21	11,648,160.73	0.00	(91,196,731.51)	(6,695,355.16)	(1,832,367.83)	(2,665,596.16)	(27,079,390.63)	(894,572.88)	0.00	349,995.00	\$13,815,678.93
December-14	134,309,561.17	4,010,476.67	28,860.86	0.00	0.00	(111,137,626.17)	(9,445,223.76)	(2,592,037.04)	(3,914,652.51)	(35,851,335.53)	(989,823.66)	0.00	(1,154,000.00)	(826,736,679.99)
Total Cash Transactions to Date	12,738,033,158.16	407,622,765.41	26,104,972.11	259,833,434.54	231,316,374.41	(9,170,922,792.19)	(595,689,716.93)	(119,774,370.87)	(359,079,892.22)	(2,771,186,920.65)	(85,840,568.47)	(231,316,374.41)	(4,646,176.29)	\$327,285,873.61
Adjustments														\$0.00
Transactions to Date	12,738,033,158.16	407,622,765.41	26,104,972.11	259,833,434.54	231,316,374.41	(9,170,922,792.19)	(595,689,716.93)	(119,774,370.87)	(359,079,892.22)	(2,771,186,920.65)	(85,840,568.47)	(231,316,374.41)	(4,646,176.29)	\$327,285,873.61

**Kentucky Employees' Health Plan – Status Report
2nd Quarter, 2019
Attachment B – Summary
Page B-05**

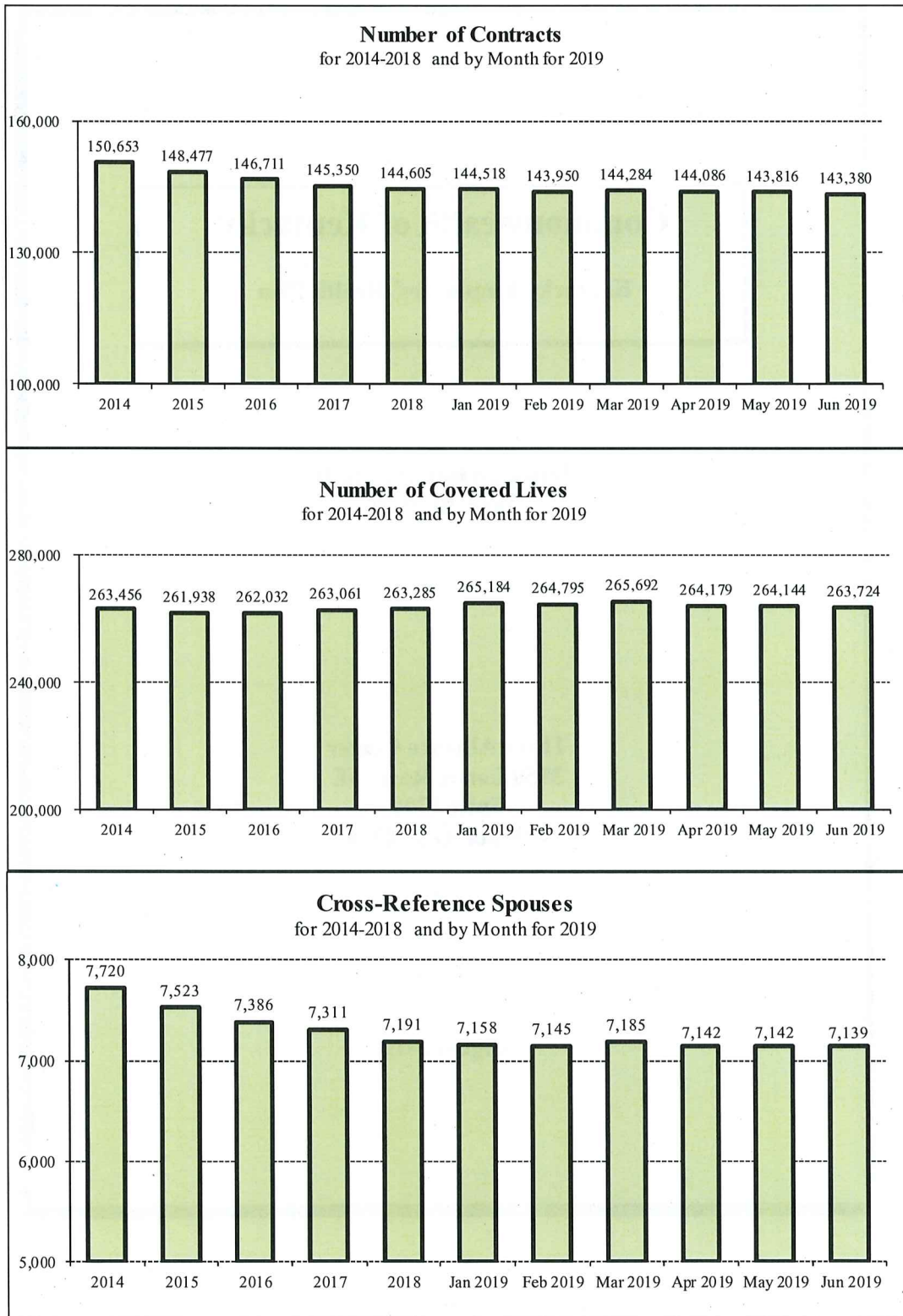
Combined 2006, 2007, 2008, 2009, 2010, 2011, 2012 Plan Years													
2012	101	102	110	120	130	201	202	204	301	500	501	TOTAL	
	PREMIUMS	HRA WAIVER CONTRIBUTION	INTEREST INCOME	DRUG REBATES	OTHER PLAN	MEDICAL CLAIMS	HUMANIA ADMIN FEES	HRA WAIVER CLAIMS	PHARMACY CLAIMS	ADMIN FEES	OTHER PLAN	TRANSFERRED & ADJ	CASH TRANSACTIONS
2011 Balance Forward	7,930,033,516.66	267,079,027.44	25,338,881.16	149,397,142.33	97,819,227.95	(5,708,844,765.67)	(369,335,833.51)	(48,763,086.33)	(1,753,291,596.16)	(56,490,664.75)	(97,819,227.95)	(70,747,096.86)	\$133,779,851.90
January-12	134,359,816.71	4,050,023.91	3,114.85	0.00	0.00	(93,012,806.46)	(6,625,692.95)	(4,328,583.62)	(32,864,686.57)	(916,884.66)	0.00	(1,081,306.12)	\$2,901,328.27
February-12	133,831,116.77	4,100,115.82	10,106.73	0.00	0.00	(102,024,807.71)	(6,277,459.61)	(4,024,450.62)	(19,715,587.61)	(796,179.91)	0.00	(650,000.00)	\$8,172,128.35
March-12	135,780,512.95	4,049,823.20	2,763.10	8,326,710.96	0.00	(93,097,721.87)	(5,984,792.56)	(4,464,402.85)	(33,220,338.92)	(898,082.89)	0.00	(400,000.00)	(\$16,236,497.89)
April-12	121,024,982.64	3,947,101.33	13,194.60	0.00	0.00	(101,890,879.51)	(6,046,635.37)	(4,163,249.59)	(26,055,849.70)	(750,864.72)	0.00	(2,579,500.00)	(\$6,457,422.22)
May-12	131,228,269.78	4,051,460.97	116,862.98	0.00	0.00	(97,239,874.30)	(6,087,586.74)	(3,588,198.82)	(32,737,639.73)	(625,946.00)	0.00	0.00	(\$1,065,031.10)
June-12	123,885,190.46	2,160,377.56	24,864.41	7,711,686.20	22,721,775.75	(85,724,860.84)	(6,069,373.82)	(3,482,814.05)	(27,170,881.58)	(243,126.09)	(22,721,775.75)	(300,000.00)	\$8,332,468.64
July-12	158,805,426.96	2,582,010.48	24,144.64	0.00	384,837.81	(105,445,384.79)	(5,770,991.74)	(1,448,117.58)	(33,229,655.54)	(1,127,149.75)	(964,837.81)	(2,075,000.00)	(\$4,876,137.17)
August-12	134,739,317.38	3,938,126.10	28,394.98	0.00	212,573.26	(106,956,145.48)	(5,908,046.80)	(3,185,673.33)	(26,268,654.85)	(843,436.96)	(212,573.26)	800,000.00	(\$35,897,403.06)
September-12	73,632,694.32	3,995,817.66	20,677.07	8,040,437.96	409.59	(64,803,011.00)	(6,299,952.51)	(2,393,696.06)	(25,421,465.75)	(593,556.95)	(409.59)	(115,000.00)	\$49,387,543.26
October-12	189,639,284.02	7,029,603.50	21,216.67	0.00	0.00	(107,430,419.82)	(5,782,639.69)	(2,764,016.64)	(35,495,540.48)	(724,952.91)	0.00	(2,092,865.54)	(\$4,810,870.34)
November-12	132,132,212.17	3,991,012.86	27,630.70	0.00	0.00	(104,811,752.28)	(5,775,468.47)	(2,726,951.19)	(26,396,348.69)	0.00	0.00	(290,104.00)	\$16,057,696.70
December-12	131,764,530.01	3,986,999.18	22,017.84	7,940,052.90	0.00	(86,152,034.30)	(6,628,289.82)	(2,516,409.93)	(29,735,287.65)	(1,949,895.66)	0.00	(43,165.17)	\$199,463,730.63
Trust Cash Transactions to Date	9,531,556,856.83	314,881,499.03	25,653,759.73	181,416,030.35	121,118,824.35	(6,898,434,176.20)	(441,782,866.59)	(271,378,092.89)	(2,100,593,804.23)	(65,650,746.25)	(121,118,824.35)	(80,174,073.69)	\$0.00
Adjustments	0.00												
Total Adjusted Transactions to	9,531,556,856.83	314,881,499.03	25,653,759.73	181,416,030.35	121,118,824.35	(6,898,434,176.20)	(441,782,866.59)	(271,378,092.89)	(2,100,593,804.23)	(65,650,746.25)	(121,118,824.35)	(80,174,073.69)	\$199,463,730.63

130 Per HB 265 plan year balances for 2006, 2007, 2008, and 2009 as of December 31, 2011, and all subsequent balances from those plan years were transferred to Plan Year 2010.
500 HB 265 plan year transfers
1 Please note that the August 2012 KDE health insurance premium payment of \$52,467,299.39 one would expect to see included in the September 2012 premiums was not submitted in eMARS until October 2012.
If this payment had been included in the September 2012 health insurance premiums the 2012 plan year ending balance would have been positive \$33,599,492.47.

Kentucky Employees' Health Plan – Status Report
 2nd Quarter, 2019
 Attachment B – Summary
 Page B-67

Plan Year	Plan Year Balances as of June 30, 2019										
	101	102	110	120	121	130	201	202	203	204	210
	PREMIUMS	HRA WAIVER CONTRIBUTION	INTEREST INCOME	DRUG REBATES - ESI	DRUG REBATES - CVS	TRANSFERS FROM OTHER PLAN YEAR(S)	HUMANA MEDICAL CLAIMS	HUMANA ADMIN FEES	HRA EMBEDDED CLAIMS HUMANA	HRA WAIVER CLAIMS HUMANA	MEDICAL CLAIMS - ANTHEM
2006	1,102,199,258.24	0.00	13,255,658.11	22,564,128.65	0.00	0.00	(762,460,936.69)	(47,449,907.92)	0.00	0.00	0.00
2007	1,140,907,524.60	59,281,406.95	7,947,800.34	24,262,373.59	0.00	0.00	(836,800,979.65)	(56,911,781.09)	(2,931,705.94)	(47,117,430.12)	0.00
2008	1,230,691,400.22	52,090,899.58	3,981,846.10	28,089,928.93	0.00	97,819,227.95	(949,213,609.34)	(61,670,290.07)	(4,335,289.87)	(48,364,646.21)	0.00
2009	1,393,951,770.58	55,664,485.80	(143,564.39)	30,206,603.39	0.00	0.00	(1,018,973,395.29)	(64,704,353.44)	(12,286,056.34)	(48,448,767.83)	0.00
2010	1,536,940,834.57	52,205,724.17	384,026.16	28,214,433.38	0.00	23,299,596.40	(1,098,500,008.73)	(68,050,466.68)	(14,939,463.38)	(46,929,615.18)	0.00
2011	1,594,747,690.90	47,847,607.60	368,479.70	32,522,071.09	0.00	0.00	(1,140,442,856.38)	(71,481,785.89)	(16,234,357.78)	(42,545,125.58)	0.00
2012	1,599,840,340.77	47,805,724.93	318,202.97	33,581,171.36	0.00	110,197,550.06	(1,183,063,190.18)	(72,331,472.99)	(16,583,180.29)	(42,357,452.79)	14,630.85
2013	1,598,884,831.38	46,193,376.19	932,421.15	37,769,920.85	0.00	0.00	(1,192,628,584.76)	(72,183,914.89)	(17,108,797.79)	(41,570,957.25)	52,809.61
2014	1,612,668,703.39	46,543,245.35	891,099.18	49,128,030.38	0.00	0.00	(1,085,006,143.94)	(72,311,737.66)	(36,123,110.74)	(39,972,569.15)	26,325.25
2015	1,615,867,871.08	47,248,810.07	6,198,843.91	490,752.49	58,434,213.62	0.00	(2,180,285.97)	(20,565,778.49)	5,754.86	8,164.56	(921,065,713.79)
2016	1,632,967,051.25	47,516,224.39	7,627,758.07	0.00	72,134,913.81	13,478.00	649,445.13	(13,652,574.51)	1,289.81	2,756.85	(966,205,140.71)
2017	1,627,272,471.75	47,274,598.99	5,171,264.91	0.00	95,976,259.25	0.00	2,906.12	(15,422,529.10)	0.00	0.00	(995,769,367.69)
2018	1,646,284,065.04	46,574,333.11	2,071,729.18	0.00	123,735,443.05	0.00	0.00	(14,470,023.50)	0.00	0.00	(1,053,802,551.92)
2019	715,679,719.60	20,348,030.69	7,457,374.00	0.00	0.00	0.00	0.00	(9,052,483.31)	0.00	0.00	(399,324,446.24)
Ending Balance *	20,048,903,533.37	616,594,467.82	56,462,939.39	286,829,414.11	350,280,829.73	231,329,852.41	(9,268,617,639.68)	(660,259,099.54)	(120,534,917.46)	(357,295,642.69)	(4,336,073,454.64)

Kentucky Employees' Health Plan – Status Report
2nd Quarter, 2019
Attachment C – Enrollment
Page C-1



Commonwealth of Kentucky

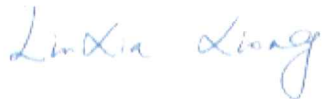
TABLE OF CONTENTS

Executive Summary	3
Actuarial Statement of Opinion.....	4
Data and Assumptions.....	5
Methodology	6
Results.....	7
Exhibit 1: Summary for All Plans	7
Exhibit 2a: Total (Medical & Pharmacy).....	8
Exhibit 2b: Medical	9
Exhibit 2c: Pharmacy.....	10
Exhibit 3: Health Reimbursement Arrangements	11
Exhibit 4: Rx Rebates	12

**ACTUARIAL CERTIFICATION
STATEMENT OF OPINION**

Aon has been retained by the Commonwealth of Kentucky to study the actuarial reserves for incurred but not paid claims as of June 30, 2019, for the medical and prescription drug benefits provided by Kentucky Employees' Health Plan. I am employed by Aon. I am a Member of the Society of Actuaries and am qualified by education and experience to make the statements of actuarial opinion contained herein.

In performing our reserve study, we have relied upon reports and information provided by Truven, the carriers and The Commonwealth of Kentucky. We have not audited this data beyond general tests for reasonableness. The results are our best estimate of incurred but unpaid claims with explicit margins for adverse deviation. The techniques and methodology used are reasonable and in accordance with generally accepted actuarial principles and practice.



LinXia Xiong, FSA, MAAA
Vice President

August 20, 2019
Date

Professionally Peer Reviewed By:



Colleen M. Huber, FSA, MAAA
Senior Vice President

August 20, 2019
Date

METHODOLOGY

The unpaid claim liability (UCL), also called the incurred but not reported (IBNR) reserve, at a specified date is essentially the estimated claims incurred up to that date less the claims that have been (incurred and) paid to that date. Since the incurred and paid claims are known, the UCL is easily determined once the incurred claims have been estimated.

The traditional loss development method uses historical claim payment patterns to develop completion factors that are used to estimate incurred claims. The claims incurred in a given month and paid by the end of the experience period are divided by the completion factor to estimate the incurred claims for that month. The UCL for that month is subsequently determined by subtracting the known incurred and paid claims from the estimated incurred claims. The total UCL is merely the sum of all the appropriate monthly UCL estimates.

This method is relatively easy to understand and is effective when the historical claim payment patterns are deemed to be stable enough to estimate current/future claim payment patterns and when several months of claim payments (run-out) after the incurred month are available. When the run-out for any month is limited, this month is called immature and the associated completion factor is significantly less than one. The resulting incurred claim estimate is unstable. Consequently, a secondary method has traditionally been used to estimate the immature months.

The secondary method for health claims is often an average of historical incurred claims adjusted for claim trend and enrollment between the historical period and the time of interest. One of the shortcomings of this secondary method is that the available claim payment information for the month being estimated is not used. Another problem is that the line of demarcation between mature months and immature months is as much art as science.

The Bomhuetter-Ferguson Method (BFM) addresses both of these issues by blending the loss development method and the secondary method. The BFM uses the available incurred and paid data and the expected UCL developed from the secondary method to estimate incurred claims. This method generally provides a more stable estimate than the pure loss development method, a more responsive estimate than the secondary method, and a reasonable technique for blending the results of both methods.

Using the BFM with claims paid through June 30, 2019, the resulting UCL for June 30, 2019 was approximately \$90.5 million. In addition, an explicit margin for adverse deviation of 5.0% of claims unpaid at June 30, 2019 has been used.

Exhibit 2a

**Kentucky Employees' Health Plan
 Medical and Pharmacy
 Terminal Liability Calculation as of June 30, 2019**

Month	Enrollment	Estimated Incurred Claims	Completion Factor	Actual Paid	Total Unpaid Claim Reserve
Jul-16	146,018	\$112,223,118	1.000	\$112,223,118	\$0
Aug-16	145,321	\$119,423,580	1.000	\$119,423,580	\$0
Sep-16	143,993	\$109,856,716	1.000	\$109,856,716	\$0
Oct-16	146,016	\$117,033,133	1.000	\$117,033,133	\$0
Nov-16	146,015	\$120,585,777	1.000	\$120,585,777	\$0
Dec-16	145,961	\$138,521,326	1.000	\$138,521,326	\$0
Jan-17	146,538	\$91,958,122	1.000	\$91,958,122	\$0
Feb-17	146,140	\$94,084,403	1.000	\$94,084,403	\$0
Mar-17	146,254	\$109,725,899	1.000	\$109,725,899	\$0
Apr-17	146,106	\$102,784,430	1.000	\$102,784,430	\$0
May-17	145,910	\$113,113,075	1.000	\$113,113,075	\$0
Jun-17	145,454	\$122,165,290	1.000	\$122,165,290	\$0
Jul-17	144,752	\$117,328,393	1.000	\$117,328,393	\$0
Aug-17	144,079	\$122,835,298	1.000	\$122,889,886	(\$54,588)
Sep-17	143,220	\$115,041,078	1.001	\$115,113,613	(\$72,535)
Oct-17	145,255	\$125,610,524	1.001	\$125,705,834	(\$95,310)
Nov-17	145,297	\$124,169,731	1.001	\$124,301,098	(\$131,367)
Dec-17	145,192	\$141,155,428	1.001	\$141,287,221	(\$131,793)
Jan-18	146,368	\$100,467,197	1.001	\$100,564,366	(\$97,169)
Feb-18	145,669	\$98,034,935	1.001	\$98,155,050	(\$120,115)
Mar-18	145,703	\$112,276,432	1.001	\$112,415,788	(\$139,356)
Apr-18	145,445	\$113,803,155	1.002	\$114,016,026	(\$212,871)
May-18	145,233	\$122,524,119	1.002	\$122,751,692	(\$227,573)
Jun-18	144,819	\$125,860,860	1.002	\$126,132,357	(\$271,497)
Jul-18	144,002	\$130,731,943	1.002	\$131,029,691	(\$297,747)
Aug-18	143,327	\$129,725,720	1.002	\$130,046,345	(\$320,625)
Sep-18	142,396	\$120,620,729	1.002	\$120,855,959	(\$235,231)
Oct-18	144,178	\$138,312,140	1.002	\$138,590,774	(\$278,634)
Nov-18	144,119	\$136,703,489	1.000	\$136,729,199	(\$25,710)
Dec-18	144,005	\$148,823,098	0.998	\$148,479,389	\$343,709
Jan-19	144,518	\$112,246,595	0.994	\$111,585,254	\$661,342
Feb-19	143,950	\$110,349,521	0.987	\$108,948,940	\$1,400,582
Mar-19	144,284	\$123,174,469	0.978	\$120,514,908	\$2,659,562
Apr-19	144,086	\$128,459,967	0.962	\$123,564,894	\$4,895,073
May-19	143,816	\$132,072,405	0.869	\$114,836,665	\$17,235,739
Jun-19	143,816	\$134,950,491	0.531	\$71,712,225	\$63,238,266
Total		\$4,316,752,586		\$4,229,030,435	\$87,722,151

Exhibit 2c
Kentucky Employees' Health Plan
Pharmacy
Terminal Liability Calculation as of June 30, 2019

Month	Enrollment	Estimated Incurred Claims	Completion Factor	Actual Paid	Total Unpaid Claim Reserve
Jul-16	146,018	\$30,312,581	1.000	\$30,312,581	\$0
Aug-16	145,321	\$33,059,790	1.000	\$33,059,790	\$0
Sep-16	143,993	\$31,941,698	1.000	\$31,941,698	\$0
Oct-16	146,016	\$32,442,442	1.000	\$32,442,442	\$0
Nov-16	146,015	\$33,399,934	1.000	\$33,399,934	\$0
Dec-16	145,961	\$36,427,375	1.000	\$36,427,375	\$0
Jan-17	146,538	\$29,479,544	1.000	\$29,479,544	\$0
Feb-17	146,140	\$28,208,745	1.000	\$28,208,745	\$0
Mar-17	146,254	\$33,515,291	1.000	\$33,515,291	\$0
Apr-17	146,106	\$30,551,460	1.000	\$30,551,460	\$0
May-17	145,910	\$34,282,351	1.000	\$34,282,351	\$0
Jun-17	145,454	\$34,426,919	1.000	\$34,426,919	\$0
Jul-17	144,752	\$33,544,621	1.000	\$33,544,621	\$0
Aug-17	144,079	\$35,082,377	1.000	\$35,082,335	\$42
Sep-17	143,220	\$33,284,738	1.000	\$33,284,421	\$317
Oct-17	145,255	\$35,549,667	1.000	\$35,549,215	\$451
Nov-17	145,297	\$34,729,735	1.000	\$34,728,932	\$803
Dec-17	145,192	\$37,004,940	1.000	\$37,003,996	\$944
Jan-18	146,368	\$31,905,957	1.000	\$31,905,033	\$924
Feb-18	145,669	\$28,804,832	1.000	\$28,803,667	\$1,165
Mar-18	145,703	\$33,812,452	1.000	\$33,810,967	\$1,485
Apr-18	145,445	\$34,102,996	1.000	\$34,101,239	\$1,757
May-18	145,233	\$36,268,899	1.000	\$36,266,816	\$2,083
Jun-18	144,819	\$36,620,433	1.000	\$36,618,221	\$2,212
Jul-18	144,002	\$38,011,083	1.000	\$38,008,187	\$2,896
Aug-18	143,327	\$38,160,897	1.000	\$38,157,738	\$3,159
Sep-18	142,396	\$36,696,916	1.000	\$36,694,356	\$2,560
Oct-18	144,178	\$41,304,027	1.000	\$41,301,504	\$2,524
Nov-18	144,119	\$40,512,226	1.000	\$40,509,359	\$2,867
Dec-18	144,005	\$42,242,283	1.000	\$42,238,998	\$3,285
Jan-19	144,518	\$36,543,446	1.000	\$36,541,816	\$1,630
Feb-19	143,950	\$35,451,507	1.000	\$35,449,334	\$2,173
Mar-19	144,284	\$39,747,235	1.000	\$39,740,105	\$7,130
Apr-19	144,086	\$40,823,873	1.000	\$40,812,632	\$11,241
May-19	143,816	\$41,248,872	1.000	\$41,231,346	\$17,526
Jun-19	143,816	\$38,837,329	1.023	\$39,746,532	(\$909,203)
Total		\$1,268,339,473		\$1,269,179,503	(\$840,030)

Exhibit 4

**Kentucky Employees' Health Plan
 Rx Rebates as of June 30, 2019**

Plan Year	Rebate Amount		
	Accounting	Incurred	
Q3 2016	\$25,159,776	\$19,040,073	Actual/Actual
Q4 2016	\$11,332,474	\$19,732,497	Actual/Actual
Q1 2017	\$22,597,436	\$22,697,169	Actual/Actual
Q2 2017	\$24,234,897	\$24,323,689	Actual/Actual
Q3 2017	\$24,143,829	\$24,214,096	Actual/Actual
Q4 2017	\$25,477,696	\$26,186,280	Actual/Actual
Q1 2018	\$27,741,933	\$28,657,085	Actual/Actual
Q2 2018	\$30,181,872	\$31,706,749	Actual/Actual
Q3 2018	\$31,087,283	\$32,553,296	Actual/Actual
Q4 2018	\$35,983,805	\$38,693,258	Actual/Actual
Q1 2019	\$35,119,684	\$37,337,414	Estimate/Estimate
Q2 2019	\$38,115,131	\$38,760,799	Estimate/Estimate

KEHP Wellness Services Report
2019

Prepared by: Jala Miller

KEHP Service	1 st quarter ending totals	2 nd quarter ending totals	3 rd quarter ending totals	4 th quarter ending totals
Go365 HA	64,737	117,286		
Blue Level	101,998	26,856		
Bronze Level	133,143	183,038		
Silver Level	24,338	34,285		
Gold Level	4,029	10,994		
Platinum Level	1,013	7,207		
Biometric Screenings	29,526	53,468		



Kentucky Employees' Health Plan – Status Report
2nd Quarter, 2019
Attachment F – Anthem Performance Guarantees
Page F-2

Adjustments	The percent of adjustments aged greater than 30 days shall be 5% or less. The measure is based on the percentage of claim adjustments entered into the system that are unresolved within 30 days of company receipt date. This includes adjustments routed to other plans/departments (excluding adjustments resulting from client / plan sponsored benefit changes).	Annual	Annual	Annual	Annual
Processing of Ongoing Eligibility Information	100% of the Kentucky Employees' Health Plan's ongoing electronic eligibility files will be processed timely. Timely Processing is defined as electronic eligibility files processed and updated on the eligibility database within 5 business days of receipt of an eligibility file. This Guarantee only applies to the processing of eligibility files submitted by the Kentucky Employees' Health Plan outside of an open enrollment period. This Guarantee does not apply to a defective eligibility file. Defective Eligibility File is defined as an eligibility file that has issues that prevent Contractor's processing of the file. Contractor's payment of this Guarantee is conditioned upon receipt of eligibility files in a format mutually agreed upon by the Parties. This Guarantee will be calculated by (1) dividing total number of eligibility files processed within the timeframe set forth above by (2) the number of the Kentucky Employees' Health Plan's eligibility files processed. This will be measured with the Kentucky Employees' Health Plan's specific data.	Annual	Annual	Annual	Annual
Ongoing ID Cards Issuance	A minimum of 99% of ongoing ID cards will be mailed to Members within 10 business days of Contractor's processing of an accurate eligibility file. An Accurate Eligibility File is defined as : (1)an eligibility file formatted in a mutually agreed upon manner; (2) received by Contractor outside of an open enrollment period; and, (3) contains an error rate of less than 1%. This Guarantee will be calculated based on the total number of ongoing ID cards mailed to Members within the timeframe set forth above divided by the total number of Members eligible to receive ongoing ID cards. This will be measured with the Kentucky Employees' Health Plan's specific data.	Annual	Annual	Annual	Annual
Average Speed to Answer	The average speed to answer (ASA) will be 30 seconds or less. ASA is defined as the average number of whole seconds Members wait and/or are in the telephone system before receiving a response from a customer care representative (CCR) or an interactive voice response unit (IVR).This Guarantee will be calculated based on the total number of calls received in the customer service telephone system. This will be measured with the Kentucky Employees' Health Plan's specific data.	Annual	Annual	Annual	Annual

Kentucky Employees' Health Plan – Status Report
2nd Quarter, 2019
Attachment F – Anthem Performance Guarantees
Page F-4

<p>Account Management Satisfaction</p>	<p>A minimum average score of 3 will be attained on the Account Management Satisfaction Survey (AMSS). A minimum of 3 responses per the Kentucky Employees' Health Plan to the AMSS is required to base the score on Kentucky Employees' Health Plan specific responses only. If 3 responses are received from the Kentucky Employees' Health Plan, an average score is calculated by adding the scores from each respondent divided by the total number of the Kentucky Employees' Health Plan respondents. If fewer than 3 responses are received, the score will be calculated as follows: <u>2</u> Kentucky Employees' Health Plan responses: 2/3 of the score will be based on the Kentucky Employees' Health Plan specific AMSS results and 1/3 of the score will be based on the aggregate score of all AMSS results received by the Account Management Team. <u>1</u> Kentucky Employees' Health Plan response: 1/3 of the score will be based on the Kentucky Employees' Health Plan specific AMSS results and 2/3 of the score will be based on the aggregate score of all AMSS results received by the Account Management Team. <u>0</u> Kentucky Employees' Health Plan responses: The score will be based on the aggregate score of all AMSS results received by the Account Management Team.</p>	<p>Annual</p>	<p>Annual</p>	<p>Annual</p>	<p>Annual</p>
<p>Heart Failure Identified Participants</p>	<p>There will be either (i) a minimum Compliance Rate of 50%; or (ii) a minimum improvement of 2.5% in the difference between the 50% Compliance Rate and the result from the prior Measurement Period (the Performance Gap) in the percentage of Identified Members with heart failure who are prescribed one or more ACE inhibitors or ARB's in the current Measurement Period; as shown by Contractor Claims Data. The minimum Compliance Rate will be calculated based on the total number of Identified Members with heart failure who are prescribed one or more ACE inhibitors or other appropriate Prescription Drugs during the Measurement Period as shown by Contractor's Claims data divided by the total number of Identified Members. The improvement percentage will be calculated by subtracting the Compliance Rate for the prior Measurement Period from the Compliance Rate for the current Measurement Period and dividing the difference by the Performance Gap for the prior Measurement Period. This will be measured with Kentucky Employees' Health Plan specific data.</p>	<p>Annual</p>	<p>Annual</p>	<p>Annual</p>	<p>Annual</p>

Kentucky Employees' Health Plan – Status Report
2nd Quarter, 2019
Attachment F – Anthem Performance Guarantees
Page F-6

COPD	The HEDIS measure that assesses the percentage of COPD exacerbations for Members 40 years of age and older who had an acute inpatient discharge or ED encounter on or between January 1–November 30 of the measurement year and who were dispensed appropriate medications (bronchodilator). Gap Closure Goal: 2.5% Target/Ceiling: 70% This will be calculated using Kentucky Employees' Health Plan specific data.	Annual	Annual	Annual	Annual
Utilization Rates Emergency Room	In the Performance Period there will either be (i) maintenance of or a reduction in the number of Avoidable Emergency Room Visits per 1,000 Members (the Avoidable ER Visit Rate) from the Measurement Period compared to the Baseline Period that is Statistically Significant; or (ii) an Avoidable ER Visit Rate of 120 or less during the Measurement Period. The Baseline Period shall be the twelve months prior to the Measurement Period. In later Performance Periods there will either be (i) maintenance of or a reduction in the Avoidable ER Visit Rate from the prior Measurement Period that is Statistically Significant; or (ii) an Avoidable ER Visit Rate of 120 or less during the Measurement Period. Avoidable Emergency Room Visits are defined as low intensity emergency room visits as determined according to Contractor's criteria. Avoidable Emergency Room Visits do not include any emergency room visits that result in an inpatient admission. Statistically Significant is defined as Contractor's use of standard statistical tests that indicate at least a 95% confidence level that any change from the prior Measurement Period is not likely due to random chance alone. Only Members for whom Contractor has at least six months of eligibility information in a Measurement Period, shall be considered for purposes of this Guarantee. In the first Performance Period the change in the Avoidable ER Visit Rate shall be calculated by subtracting the Avoidable ER Visit Rate in the current Measurement Period by the Avoidable ER Visit Rate in the Baseline Period. This result shall then be divided by the Avoidable ER Visit Rate in the Baseline Period. In later Performance Periods the change in Avoidable ER Visit Rate shall be calculated by subtracting the Avoidable ER Visit Rate in the current Measurement Period by the Avoidable ER Visit Rate in the prior Measurement Period. This result shall then be divided by the Avoidable ER Visit Rate in the prior Measurement Period. This will be measured with Kentucky Employees' Health Plan specific data.	Annual	Annual	Annual	Annual

Kentucky Employees' Health Plan – Status Report
2nd Quarter, 2019
Attachment F – Anthem Performance Guarantees
 Page F-8

Participant Satisfaction	<p>A minimum average score of 80% will be attained on Contractor's Integrated Health Model (IHM) Member satisfaction survey question. Each Member is asked to rate their satisfaction with Contractor's IHM program using a five point scale. The response is scored by dividing (i) the total number of Members who respond positively by (ii) the total number of Members who responded to the IHM Member satisfaction question. The survey will be given to a random sample of Kentucky Employees' Health Plan Members enrolled in an IHM product. This Guarantee will be based on all Kentucky Employees' Health Plan Members; a minimum of 400 surveys must be completed within a Measurement Period for the score to be valid.</p>	Annual	Annual	Annual	Annual
--------------------------	------------------------------------------------------------------------------------------------------------------------------------------------------------------------------------------------------------------------------------------------------------------------------------------------------------------------------------------------------------------------------------------------------------------------------------------------------------------------------------------------------------------------------------------------------------------------------------------------------------------------------------------------------------------------------------------------------------------------------------------	--------	--------	--------	--------

Kentucky Employees' Health Plan – Status Report
 2nd Quarter, 2019
 Attachment G – CVS Performance Guarantees
 Page G-2

Performance Guarantee Tracking & Reporting
 Commonwealth of Kentucky



For period ending: 6/30/2019

Guarantees	Target	Thresh	Q1: Jan - Mar	Q2: Apr - Jun	Q3: Jul - Sep	Q4: Oct - Dec	Year	Penalty - Actual Penalty Unit
10b c Written Inquiry - 2	Less than or Equal to 10 Business Day(s)	100	100	100			F2	5,625. Dollar Per PG
11 c Customer Satisfaction	Greater Than or Equal To 93 %		F1	F1	F1	F1		150,000. Dollar Per PG
12 c Plan Design Update	Equal to 100 %		F1	F1	F1	F1		75,000. Dollar Per PG
13 c Annual Reviews	Equal to 100 %		F1	F1	F1	F1		45,000. Dollar Per PG
14 c Account Management Satisfaction	Greater Than or Equal To 4 Rating		F1	F1	F1	F1		150,000. Dollar Per PG
15 c Standard Reporting	Less than or Equal to 30 Day(s)		Met	Met			F2	11,250. Dollar Per PG
16 c Eligibility Load Accuracy	Greater Than or Equal To 98 %		Met	Met			F2	37,500. Dollar Per PG
17 c Eligibility Updates	Equal to 2 Business Day(s)	100	100	100			F2	15,000. Dollar Per PG
18 c Account Management - Meetings	Equal to 100 %		Met	Met			F2	18,750. Dollar Per PG
19 c ID Cards - Ongoing	Greater Than or Equal To 4 Business Day(s)	98	100	100			F2	11,250. Dollar Per PG

**Kentucky Employees' Health Plan – Status Report
2nd Quarter, 2019
Attachment H – WageWorks Performance Guarantees
Page H-1**

PG #	Reporting Frequency	Administrative Fees or Dollars at Risk	Guarantee	APR-19 DATA	APR-19 Met / Missed	MAY-19 DATA	MAY-19 Met / Missed	JUN-19 DATA	JUN-19 Met / Missed	Q2 2019 DATA	Q2 2019 Met / Missed
1	Quarterly	1.00%	Satisfaction: Measure satisfaction with overall process using mutually agreeable scorecard	81.65%	Met	89.35%	Met	76.97%	Missed	82.66%	Met
2	Quarterly	2.00%	Account Management: Measuring satisfaction using a mutually agreeable scorecard.		Met		Met		Met		Met
3	Quarterly	1.50%	Debit Cards: All Health FSA Participants will receive a separate debit card package within ten (10) Business Days of the posting of a clean enrollment and eligibility file except during the annual Open Enrollment (OE) period. During OE, Participants will receive a separate debit card package within fifteen (15) Business Days of the posting of a clean enrollment and Eligibility file.	100.00%	Met	100.00%	Met	100.00%	Met	100.00%	Met
4	Quarterly	1.50%	Eligibility File: Load 99% of eligibility files within two business days.	100.00%	Met	100.00%	Met	100.00%	Met	100.00%	Met

Kentucky Employees' Health Plan – Status Report
2nd Quarter, 2019
Attachment H – WageWorks Performance Guarantees
 Page H-3

PG #	Reporting Frequency	Administrative Fees or Dollars at Risk	Guarantee	APR-19 DATA	APR-19 Met / Missed	MAY-19 DATA	MAY-19 Met / Missed	JUN-19 DATA	JUN-19 Met / Missed	Q2 2019 DATA	Q2 2019 Met / Missed
11	Quarterly	3.00%	Account Management: Measuring satisfaction using a mutually agreeable scorecard.		Met		Met		Met		Met
12	Quarterly	1.50%	Debit Cards: All Health HRA Participants will receive a separate debit card package within ten (10) Business Days of the posting of a clean enrollment and eligibility file except during the annual Open Enrollment (OE) period. During OE, Participants will receive a separate debit card package within fifteen (15) Business Days of the posting of a clean enrollment and Eligibility file.	100%	Met	100.00%	Met	100%	Met	100%	Met
13	Quarterly	1.50%	Eligibility File: Load 99% of eligibility files within two business days.	100%	Met	100.00%	Met	100%	Met	100%	Met

**Kentucky Employees' Health Plan – Status Report
2nd Quarter, 2019
Attachment H – WageWorks Performance Guarantees
Page H-5**

PG #	Reporting Frequency	Administrative Fees or Dollars at Risk	Guarantee	APR-19 DATA	APR-19 Met / Missed	MAY-19 DATA	MAY-19 Met / Missed	JUN-19 DATA	JUN-19 Met / Missed	Q2 2019 DATA	Q2 2019 Met / Missed
19	Quarterly	1.50%	Account Management: Measuring satisfaction using a mutually agreeable scorecard.		Met		Met		Met		Met
20	Quarterly	3.00%	Account Management: Sending 98% of all applications and notices within seven business days.	100%	Met	100%	Met	100%	Met	100%	Met
21	Quarterly	2.00%	Billing Turnaround: Posting 90% of payments within seven business days		Met		Met		Met		Met
22	Quarterly	1.50%	Collection: Providing accurate premium distribution and reporting by the fifteenth of each month.	5/9/2019	Met	6/11/2019	Met	7/9/2019	Met	Met	Met
23	Quarterly	1.50%	Eligibility File: Load 99% of qualifying event files within two business days.	100%	Met	100%	Met	100%	Met	100%	Met
24	Quarterly	1.50%	Eligibility Report: Producing an error report on eligibility files or updates within two business days.	100%	Met	100%	Met	100%	Met	100%	Met

Kentucky Employees' Health Plan – Status Report
 2nd Quarter, 2019
 Attachment I – Go365 Performance Guarantees
 Page I-1



Quarterly Performance Guarantee Report Card

Contract Begin Date: 1.1.2019
 Contract End Date: 12.31.2019

KEHP Commonwealth of Kentucky

Metric Reporting Type: Definition
 Penalty: 1Q 2Q 3Q 4Q
 Performance Criteria

Account Management

Account Management Satisfaction	Client Specific	Definition	Refer to Definition	Annual Rptg	Annual Rptg
		Humana Wellness acknowledges that its Account Management team must be responsive to the needs of our customers if Humana is to earn and sustain their trust. Therefore, Humana Wellness will perform annually a brief account management satisfaction survey to be completed by designated members of the client's benefits staff. The survey will address technical knowledge, accessibility, interpersonal skills, communication skills and overall performance. A scale from 1 to 5 will be used to measure performance; where 1 means "very unsatisfied" and 5 means "extremely satisfied". The survey tool will be provided to the client 30 days after the end of the third quarter of the guarantee period. Humana's Wellness goal is an overall satisfaction score of 3 or higher with results averaged based on responses to ALL questions. The survey results will be reported in the client's annual report card.			

Kentucky Employees' Health Plan – Status Report
 2nd Quarter, 2019
 Attachment I – Go365 Performance Guarantees
 Page I-3

KEHP Commonwealth of Kentucky

Metric Reporting Type	Definition	Performance Criteria			
		Penalty	1Q	2Q	3Q 4Q
Implementation					
Health Assessment and Biometric Screening - Reporting	Client Specific 98% of Weekly health assessment and biometric screening files report accurate data; accuracy determined by results of monthly sync process.		98%	98%	98%
Incentive Management	Global Humana Wellness will agree that 98% of results from self-reported incentivized activity would be loaded and rewarded based on type of submission: Online - Between 24-48 Hours or Fax - 5 Business Days. Results will be reported quarterly.		98%	100%	100%
Ongoing Eligibility Data Load	Client Specific 98% of the Commonwealth's ongoing electronic eligibility files will be processed timely. Timely Processing is defined as electronic eligibility file membership data processed within four business days of receipt from the Commonwealth. In addition, Humana will maintain at least 98% data health for the data updating into the Go365 systems. This guarantee only applies to the processing of eligibility files submitted by the Commonwealth outside of an Open Enrollment Period. This guarantee does not apply to a defective eligibility file. Defective eligibility file is defined as an eligibility file that has issues, caused by the Commonwealth, that prevent Contractor's processing of the file. Contractor's payment of this guarantee is conditioned upon receipt of eligibility files in a format mutually agreed upon by the parties.		98%	99.8%	99.9%
Web					
Website Availability	Global Humana Wellness will agree to 98% web portal availability excluding maintenance hours.		98%	98.6%	99.3%